

GOLD MEDIA

# Gambling market in Germany 2020

MARKET RESEARCH MARKET FORECAST USER RESEARCH

MAY 2020



Goldmedia GmbH Strategy Consulting  
info@Goldmedia.de | www.Goldmedia.com

Oranienburger Str. 27 10117 Berlin  
Tel: +49 30 246 266 0 | Fax: +49 30 246 266 66

Commissioned by



CasinoOnline.de - Germany's largest Casino Guide  
kontakt@casinonline.de | www.casinonline.de

# About the Study

The study Gambling Market in Germany 2020 presents the market developments of the sectors lottery, betting, casinos and slot machines since 2015. After considering the **current market situation and the impact of the pandemic 2020**, a prognosis about future market trends leading up to the year 2024 will be made. Another focus will be put on the scheduled market liberalisation for Online Casinos in 2021.

Based on user research, the acceptability of the player protection measures envisaged by the Interstate Treaty on Gambling has been assessed for the first time and a **prognosis about the impact of the planned online casino legislation on the market** has been made.

## MARKET SITUATION + MARKET TRENDS

**Markets Considered** This study covers both regulated (white) and unregulated (grey) gambling markets in Germany. Unless indicated otherwise, the revenues presented include both the land-based and the online sector.

**Sources and Methodology** The study is based on data provided by official statistics, reports from regulators, annual reports from companies, background talks with market experts as well as on the exclusive field research conducted and modeled by Goldmedia Strategy Consulting GmbH. Those 2019 numbers that had not been published by April 2020 have been estimated. The prognosis for the German gambling market from 2020 onwards is based on the business forecasts made by gambling companies and associations as well as on interviews with experts, conducted in April 2020.

## USER RESEARCH AND CONJOINT ANALYSIS

**Type of Interview**      **Online questioning (random selection) on an Online Survey Panel plus online questioning (self-selection) of CasinoOnline.de users.**

**Time Period**            1<sup>st</sup>-29<sup>th</sup> February 2020

**Methodology**            Choice-Based-Conjoint Analysis (CBC) with preceding and following direct questioning about user preferences with regards to various types of online gambling.

**Sample**                    **n=385 Online Casino users who played online slots within the past 12 months.**

Sociodemographic data of sample (examples):

87 % = Men

50 % = 30-39 years of age

31 % = GCSE Level

54 % = >3.000€ household disposable income

# Content

Market Research .....	6
Lotteries .....	11
Casinos .....	15
Slot Machines .....	17
Betting .....	19
Gambling Market Germany 2019-2024 .....	23
Results of the User Surveys .....	27
Impact of the New Online Casino regulations in Germany starting in 2021 .....	38
Gambling market Germany 2020 .....	45

# Key Facts 1: Gambling market Germany 2020



## 1. Growth 2019

In 2019 the gambling yield on the German gambling market has increased by 850 M to 16.3 Bn €, a significant growth (+5.5 %) compared to the previous year.

## 3. Past trends

Within the four years since 2015 the gambling yield on the German gambling market increased by 2,6 Bn € (+18.9 %). This equals to a CAGR (2015 – 2019) of +4.4 %.

## 5. Prognosis 2020

The closure of land-based gambling businesses leads to an increase in online gambling, which, however, cannot compensate fully for the drop in earnings. Compared to 2019 a total drop in earnings of 12.9 % is expected throughout the gambling market.

## 2. Market shares

With a total of 42.0 % slot machines remain the highest yielding market segment in 2019. Lotteries take one third of the market share. Casinos and betting make up for the rest.


## 4. Wetten & Casino

Betting and Casinos are the clear winners in 2019. They both presented a double-digit growth rate of 18.6 % and 10.6 % respectively compared to the previous year.

## 6. Prognosis 2024

Despite the undeniable impact of the 2020 pandemic, the intermediate-term outlook remains positive. Up to the year 2024 the market is expected to grow to 18.2 Bn € with a CAGR of +6.5 %. Particularly the regulation of online gambling is expected to inspire new momentum.

# Key Facts 2: User survey about Online Casinos



## 1. Gambling frequency

12 % of the interviewed users play online slots every day, 32 % play them usually once a week.

## 3. Customer acquisition

Customer acquisition is primarily achieved through online advertising (39 %), very little through social media (9 %). Friend recommendations prove to be effective as well (28 %).

## 5. Approval of player protection

The player protection measures agreed upon by the government are welcomed by most people: between 77 and 81 % of the people questioned consider them useful.

## 2. Type of device

With a majority of 65 % most people use a smartphone when playing online slots.

## 4. Gambling budget

52 % of the interviewed players spend less than 50 € per month for online casino games. 47 % of online casino players deposit more than 50 € per month.

## 6. Licenced games

Given the choice, 62 % of German players would prefer online slots licenced by German authorities. Despite the less strict player protection measures, 38 % would consider casino games licenced by another EU country to be more attractive.



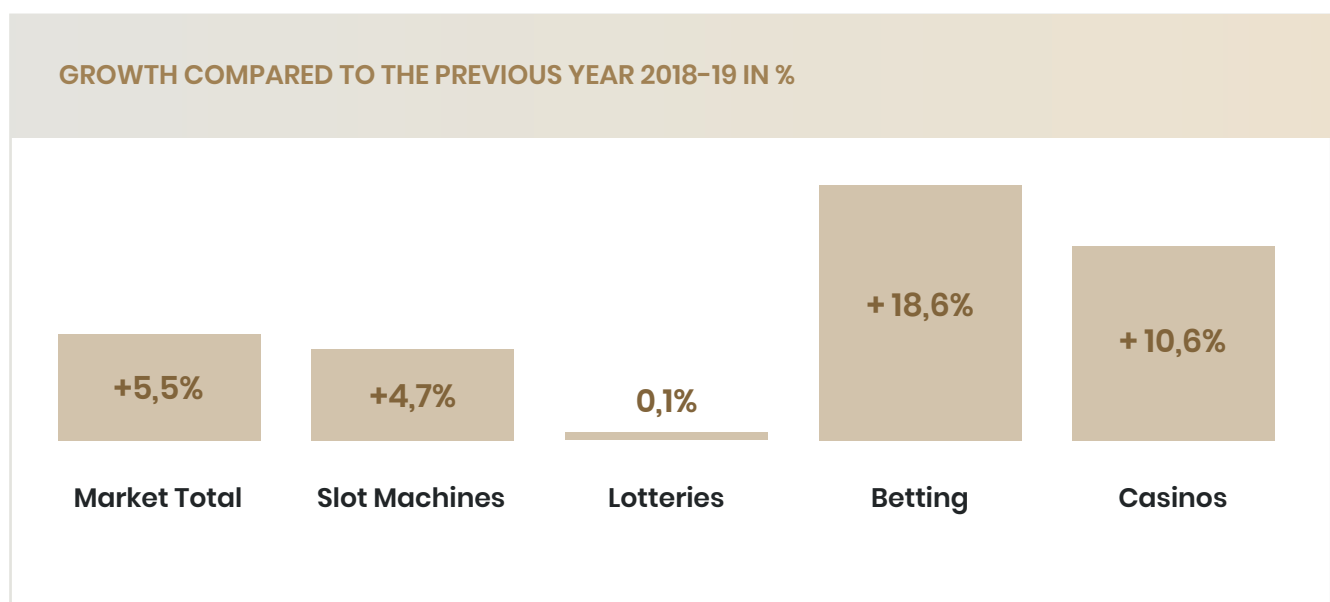
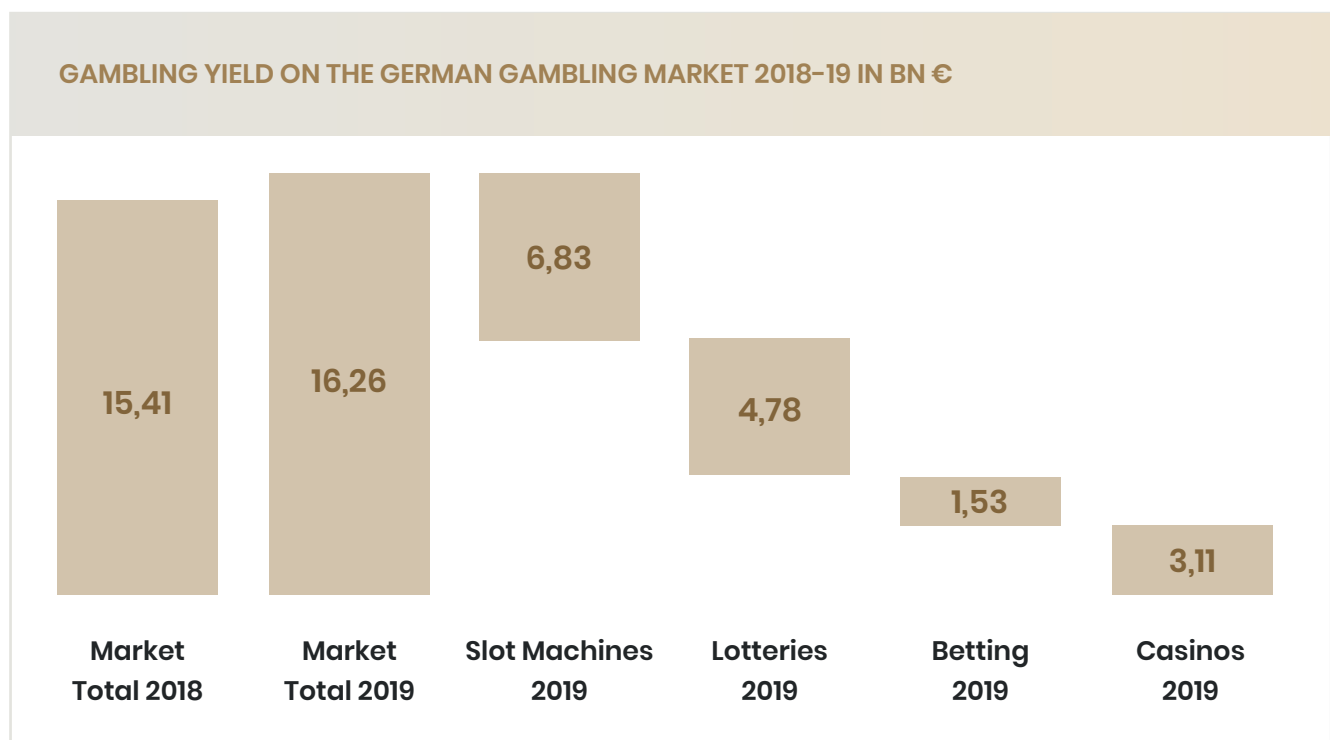


# Market Research

Gambling Market 2019

# Gambling market 2019: Gambling Yield

The gambling yield on the German gambling market has grown by 850 M € in 2019, a significant growth compared to the previous year (+5,5%). Online gambling made up for 21% of the total gambling yield. Betting and Casino registered the biggest growth compared to the previous year, with a two-digit growth rate in both sectors (+10% in both sectors respectively). The highest yield (6,83 Bn €) was generated by land-based slot machines. Lotteries did not profit from the overall market growth, however, their yields reached the same level as in 2019 (4,78 Bn €).



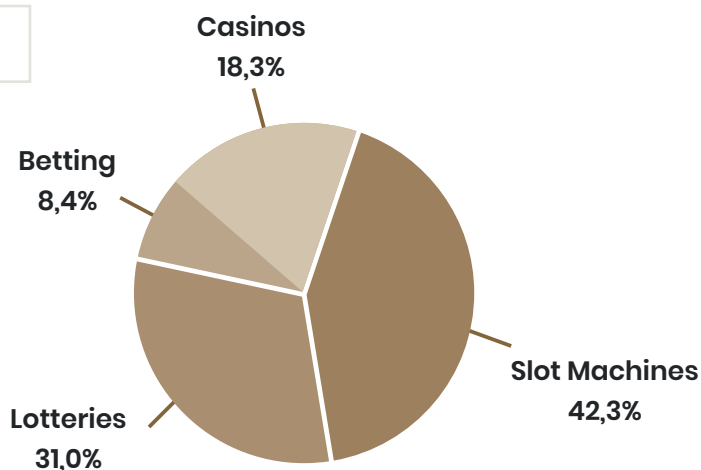


# Gambling market 2019: Market Shares

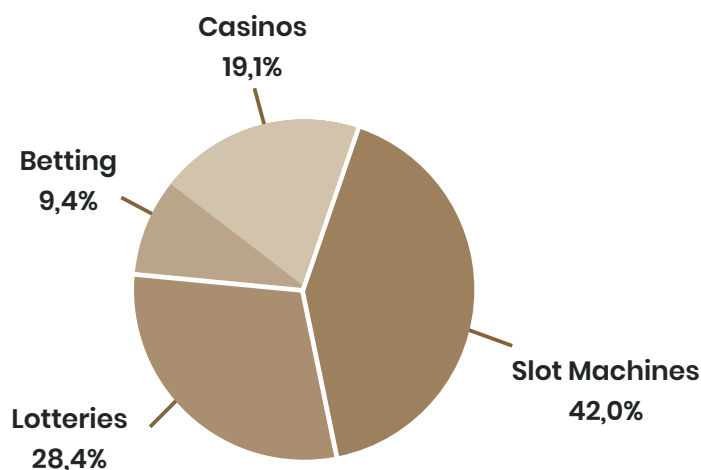
With 42 %, slot machines remain the most yielding sector within the German gambling market. However, they were not able to increase their market share further in 2019. Lotteries have lost another 1,6 % of their market share and made up for a total of 29,4 %. The winners in 2019 have been the smaller market segments, the betting shops and casinos. In 2019 the betting market has grown by 1 % to 9,4 % of market share. Casinos in the meantime gained 0,8 % of market share.

MARKET SHARE ON THE GERMAN GAMBLING MARKET IN 2018 AND 2019 IN %

2018: 15.41 BN. €

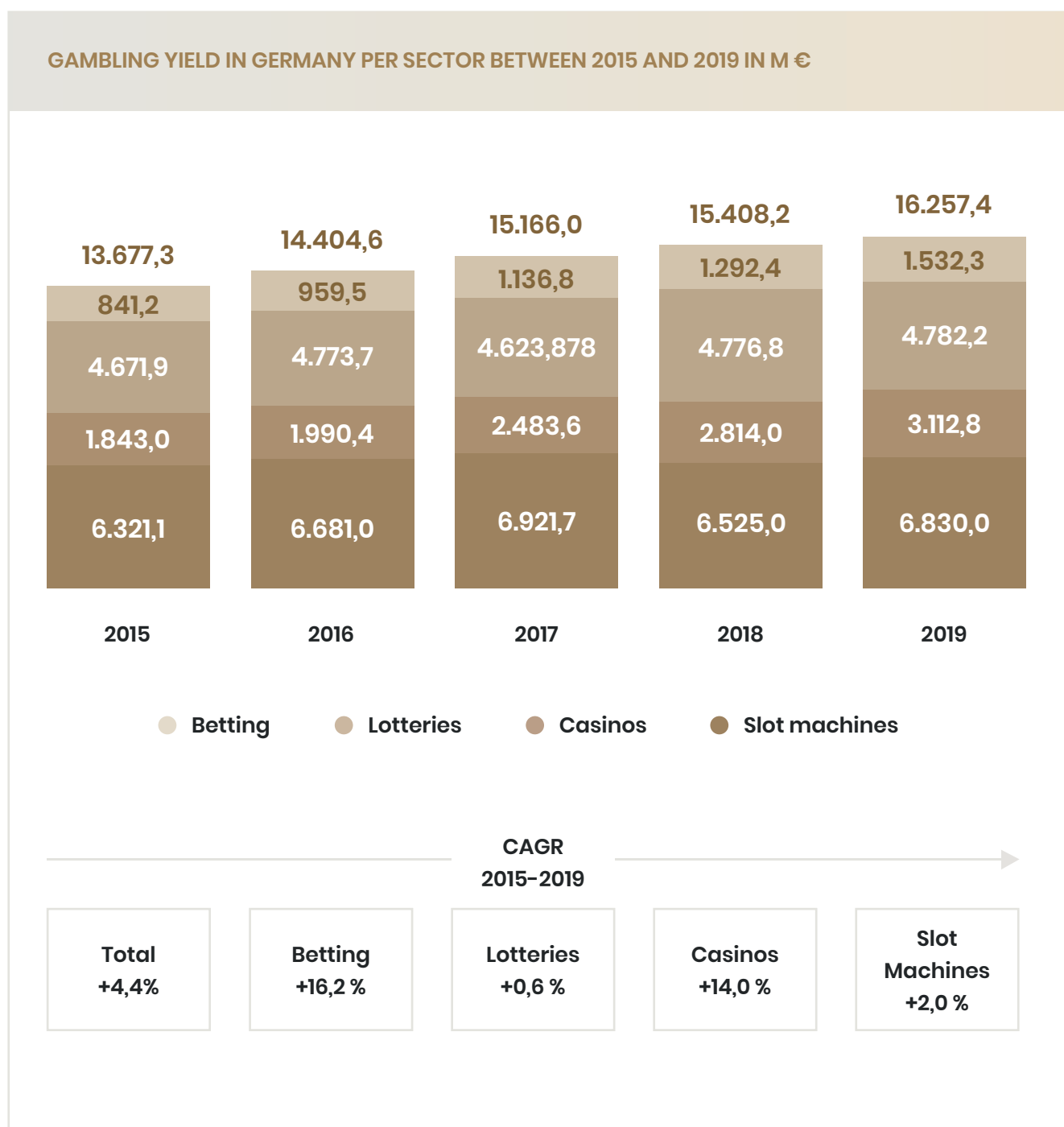


2019: 16.26 BN. €



# Development of the Gambling Market 2015 – 2019

Between 2015 and 2019 the yield from the German gambling market grew by 2,58 Bn €. The gambling market has therefore grown by +18.9 % to 16,26 Bn € within four years. This is the equivalent of an average yearly growth rate of +4.4 %. The big winners of the past four years are betting and casino. Both achieved an average two-digit growth rate: the yield from the betting sector has grown by +16.2 % on average every year since 2015. The yield from the casinos sector has grown by +14.0 % yearly.

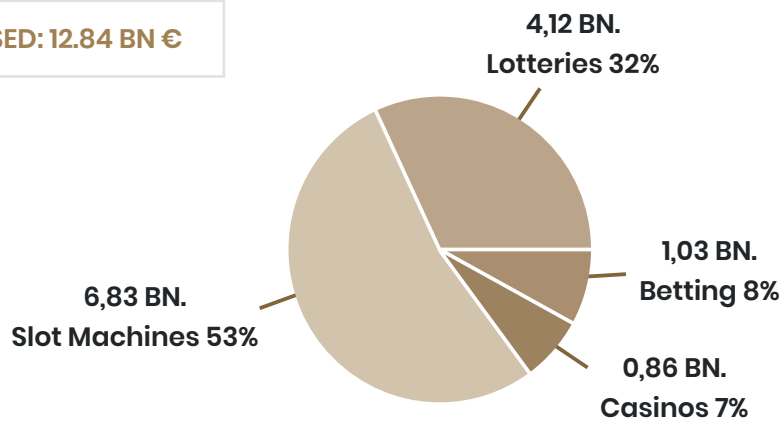


# Land-based Gambling & Online Gambling 2019

With 53.2 % the slot machine sector is the most yielding sector within the land-based gambling market. Land-based lotteries follow with 32.1 % market share. Within the online gambling market online slot machines are the most yielding type of game with a market share of 66.0 %. Online lotteries have a market share of 19.4 %, online betting 14.6 %. Online betting has double the market share within the online market than betting has within the land-based market.

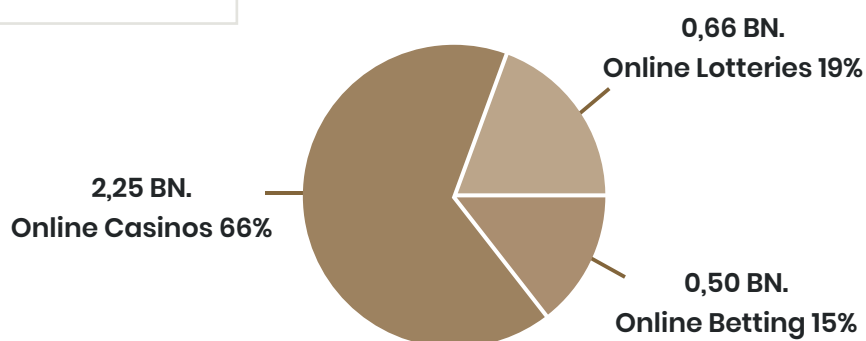
## MARKET SHARE IN THE LAND-BASED GAMBLING MARKET IN GERMANY IN 2019 IN %

LAND-BASED: 12.84 BN €



## MARKET SHARE IN THE ONLINE GAMBLING MARKET IN GERMANY IN 2019 IN %

ONLINE: 3.41 BN €



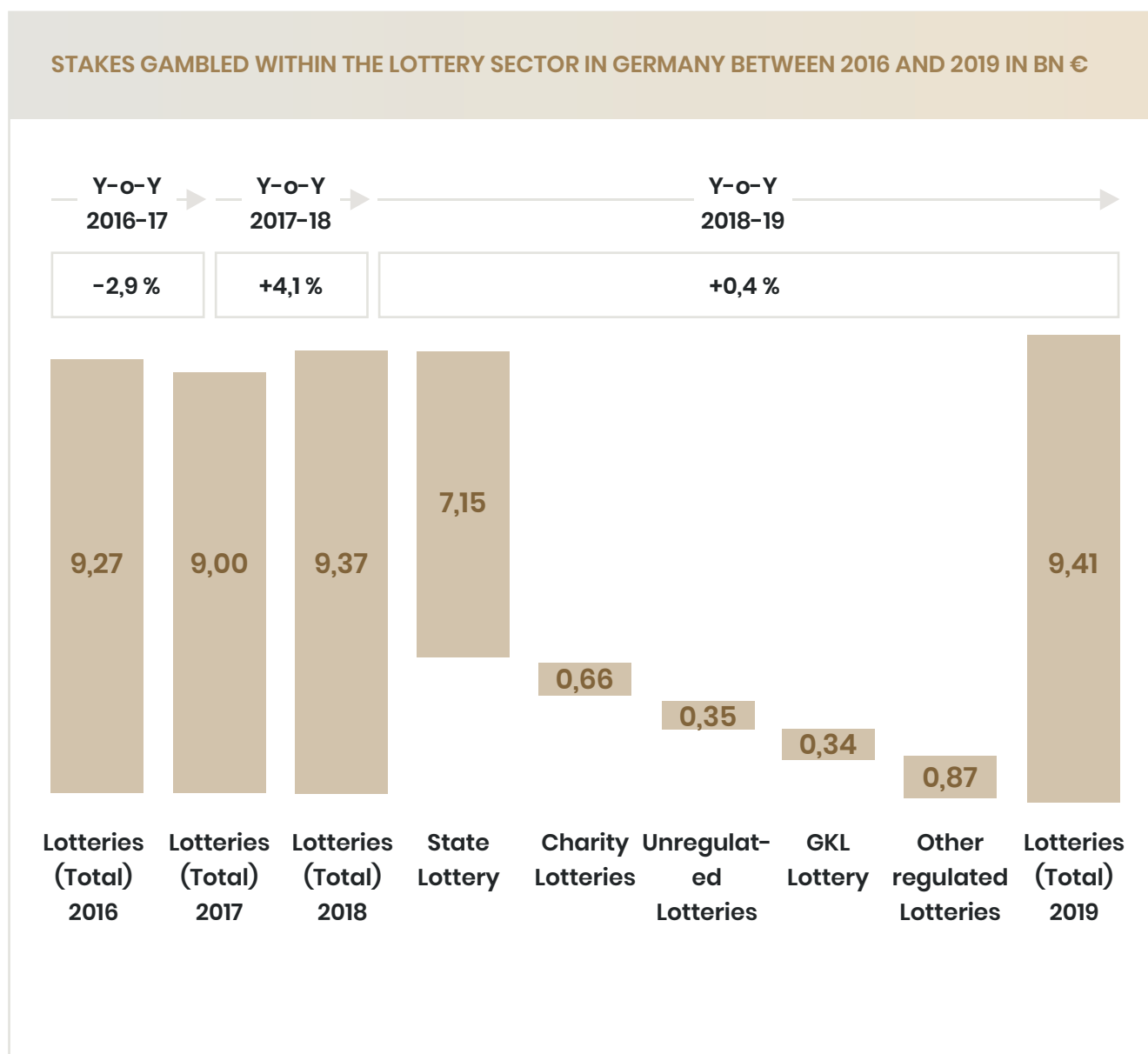


# Lotteries

Market Analysis 2019

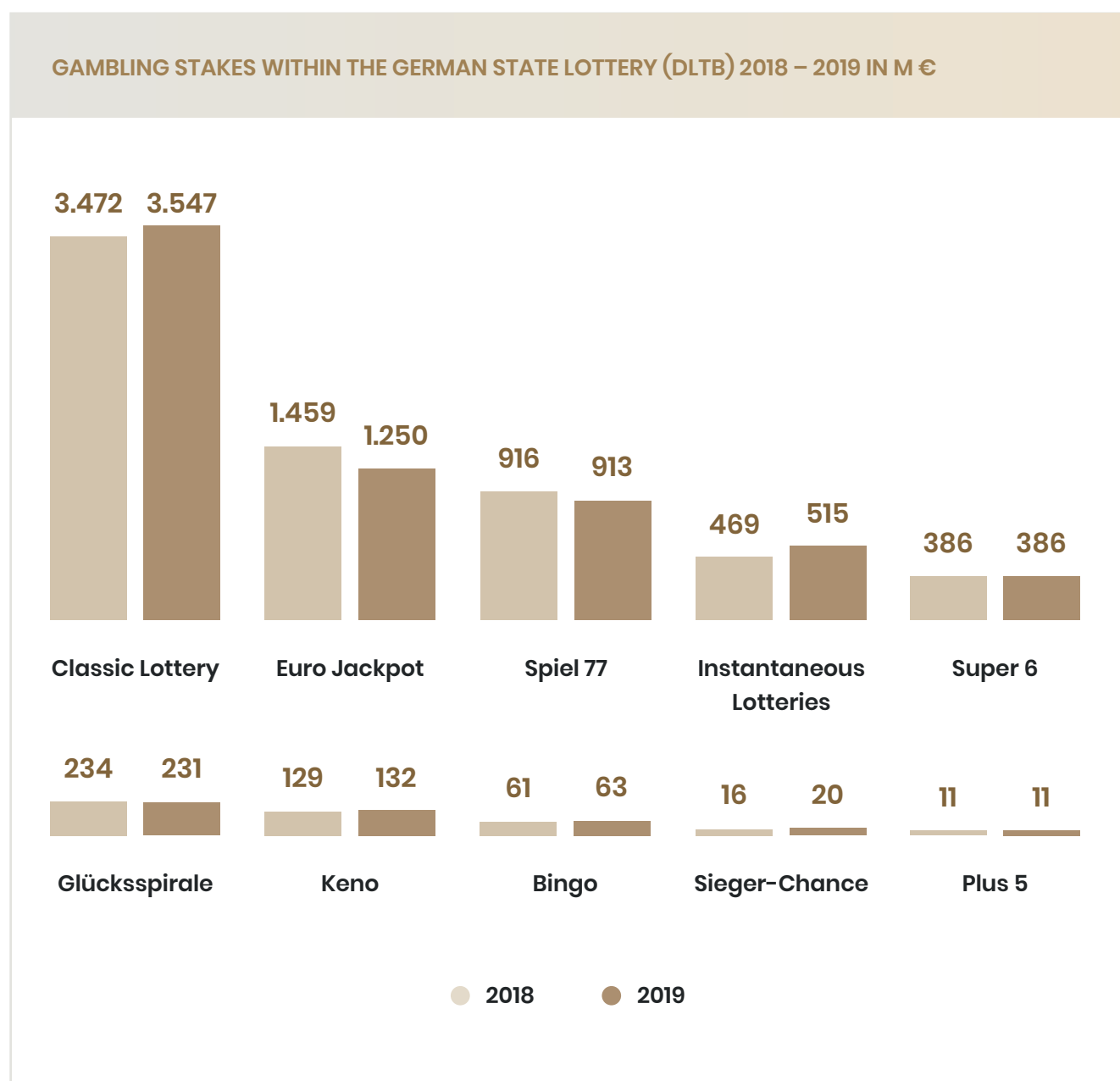
# Stakes in Lottery

The amount of money staked within the lottery sector has grown by +4.1 % from 2017 to 2018. One main reason for this has been a number of high jackpots within the Euro Jackpot lottery as well as within the German state lottery (Deutscher Lotto- und Totoblock, DLTB). Even though there was no repetition of such series of jackpots in 2019, the amount staked remained constant (+0.4%). Between 2016 and 2019 the stakes submitted online increased by 9.0 % (from 2016 to 2018 it was a 7.9 % increase). Despite the positive trend, the online business of the German state lottery cannot acquire new customers to any significant extent.



# Gambling Stakes within the Germany State Lottery (DLTB)

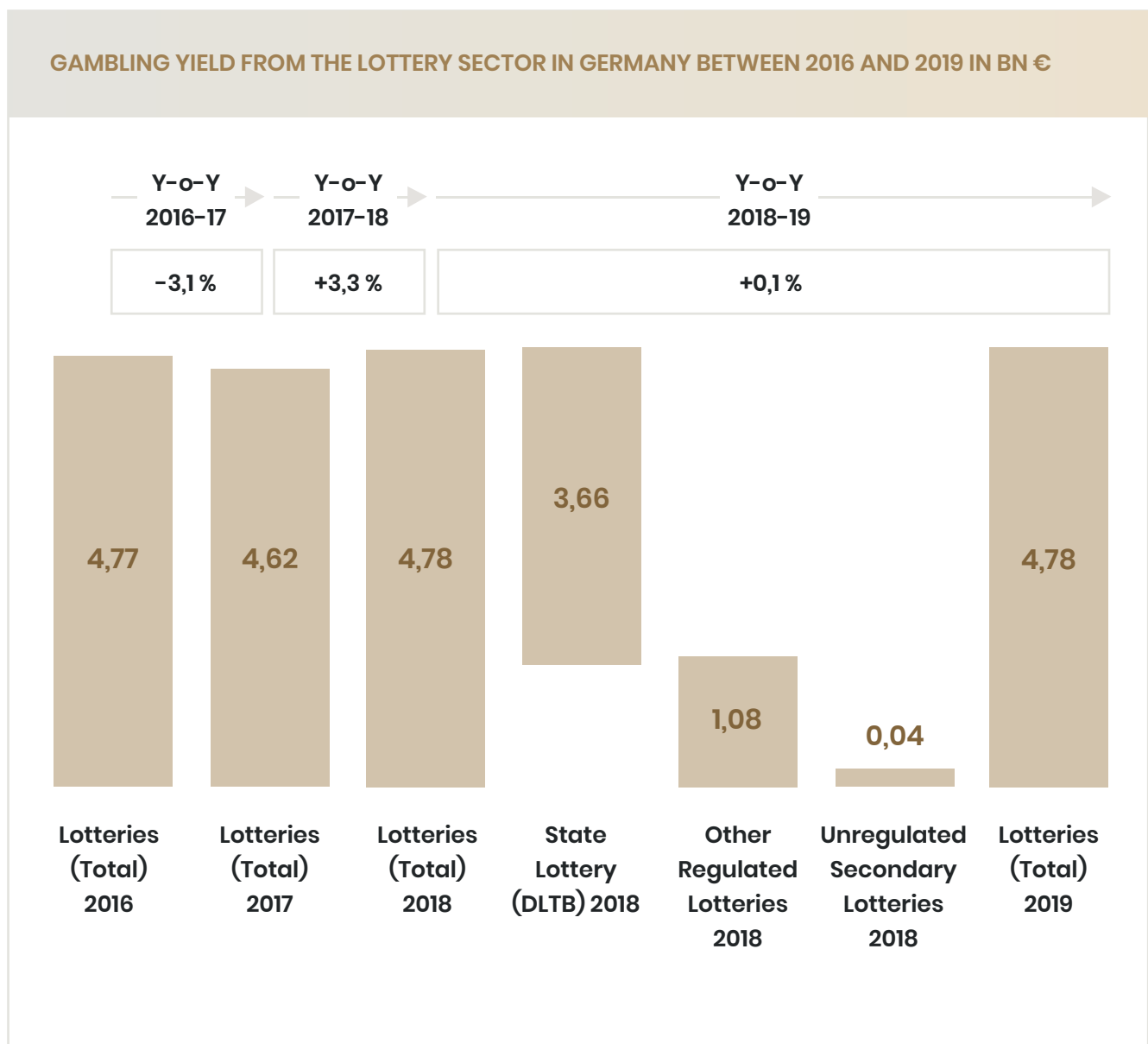
The amount of money staked within the German state lottery remained stable in 2019, with a decrease of only -1.2 % compared to the year before. The classic lottery, however, recovered from its previous decrease in yield in 2018 and gained another +2.2 % in 2019. Generally, the classic lottery remains the most yielding product of the German state lottery. As expected the most stake-record reached in the Euro-Jackpot in 2019 could not be reached again. Nonetheless, the Euro-Jackpot, as well as the instantaneous lotteries (+9,8%), remain the most promising types of games, in terms of yields, within the State Lottery.





# Gambling Yield from Lotteries

The gambling yield within the lottery sector has increased by **+3.3 %** between 2017 and 2018. Again, the biggest contributor has been the numerous jackpots of the Euro-Jackpot and the state lottery jackpot. In total, the state lottery generated a gross gambling revenue of 3,66 Bn €. 459 M € of this has been generated online and via commercial operators. The unregulated secondary lotteries only generated 44 M € in gambling yield in total, which compared to the regulated lottery sector turns out to be a relatively small amount.





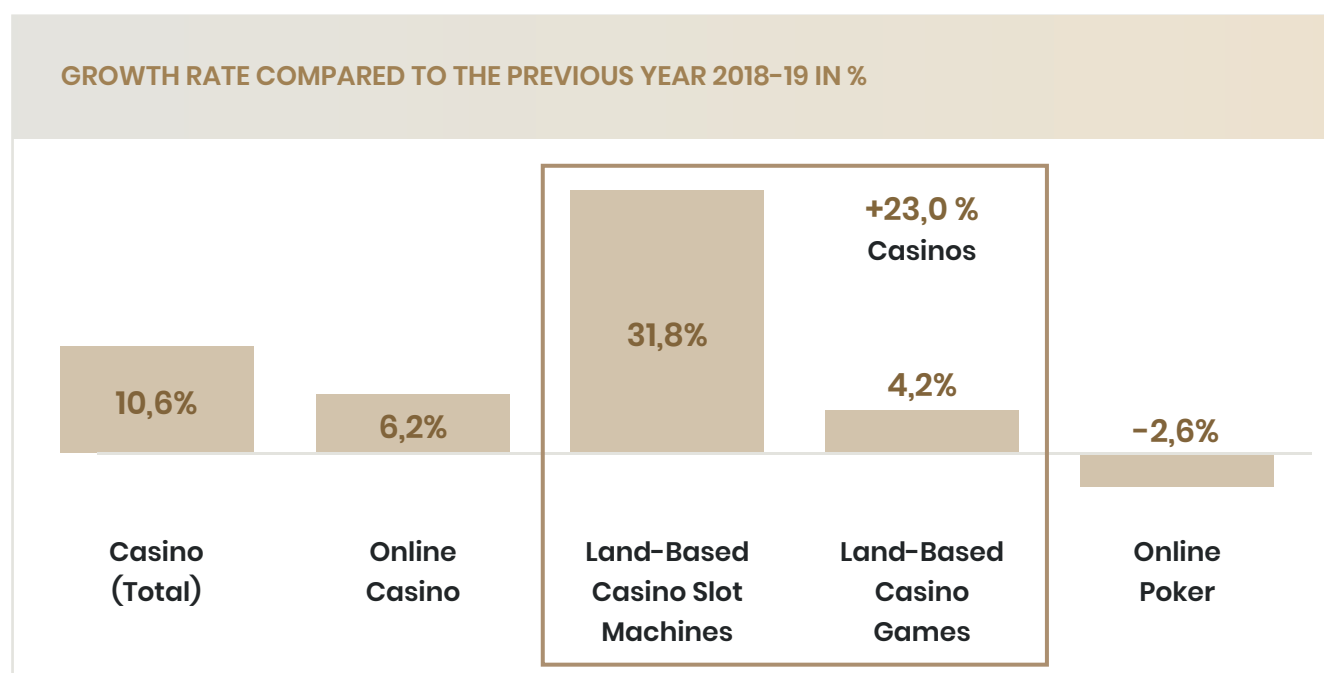
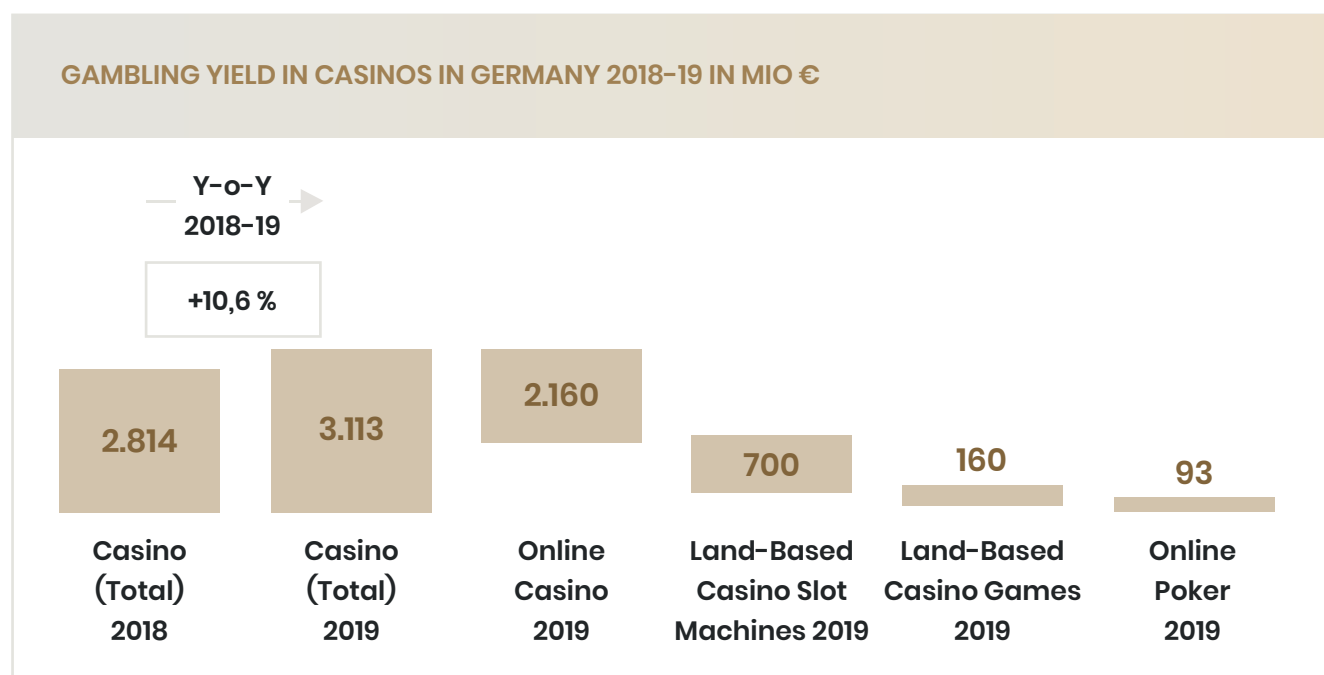
# Casinos\*

Market Analysis 2019

*\*Means only real Casinos excluding Slot Casinos/Arcades or any other Gambling halls*

# Yields from Casinos and Online Casinos

The downwards trend within the land-based casinos sector has successfully been interrupted in 2015. Since then, the yield from casino sector is increasing significantly. In 2019 the yield surpassed the previous year by +23 %. The focus on slot machines has led to an increase in visitors (+14.1 %) as well as to higher amounts staked per player (+10 %). A similar gambling yield in the casino sector had last been registered in 2007. The growth of the unregulated online casino sector on the other hand remained stable in 2019, with a plus of 6,2 % compared to the previous year.



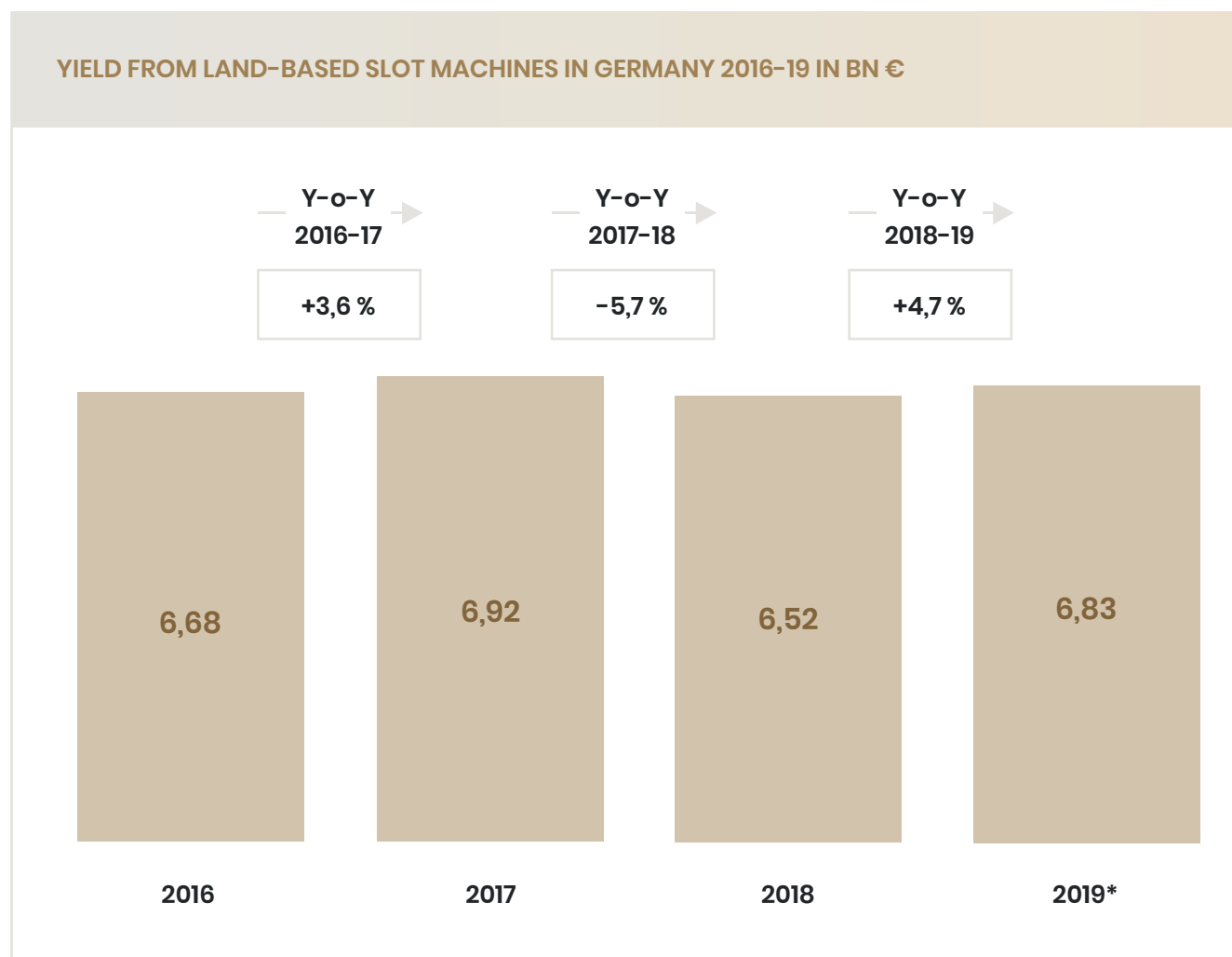


# Slot Machines

Market Analysis 2019

# Yield from Slot Machines

The gross gambling yield from German slot machine operators presented a strong and stable growth until 2017. In 2017, however, a stricter regulation came into place (e.g. minimum distance between two slot casinos). Due to this the number of operated slot machines decreased by 19.000 devices to a total of 245.000 between 2016 and 2018. The reduction in the number of machines resulted in a decreased yield by -5.7 % compared to the previous year. In the following year 2019 the gross gambling yield increased by +4.7 % despite the reduced number of machines and slot casinos.





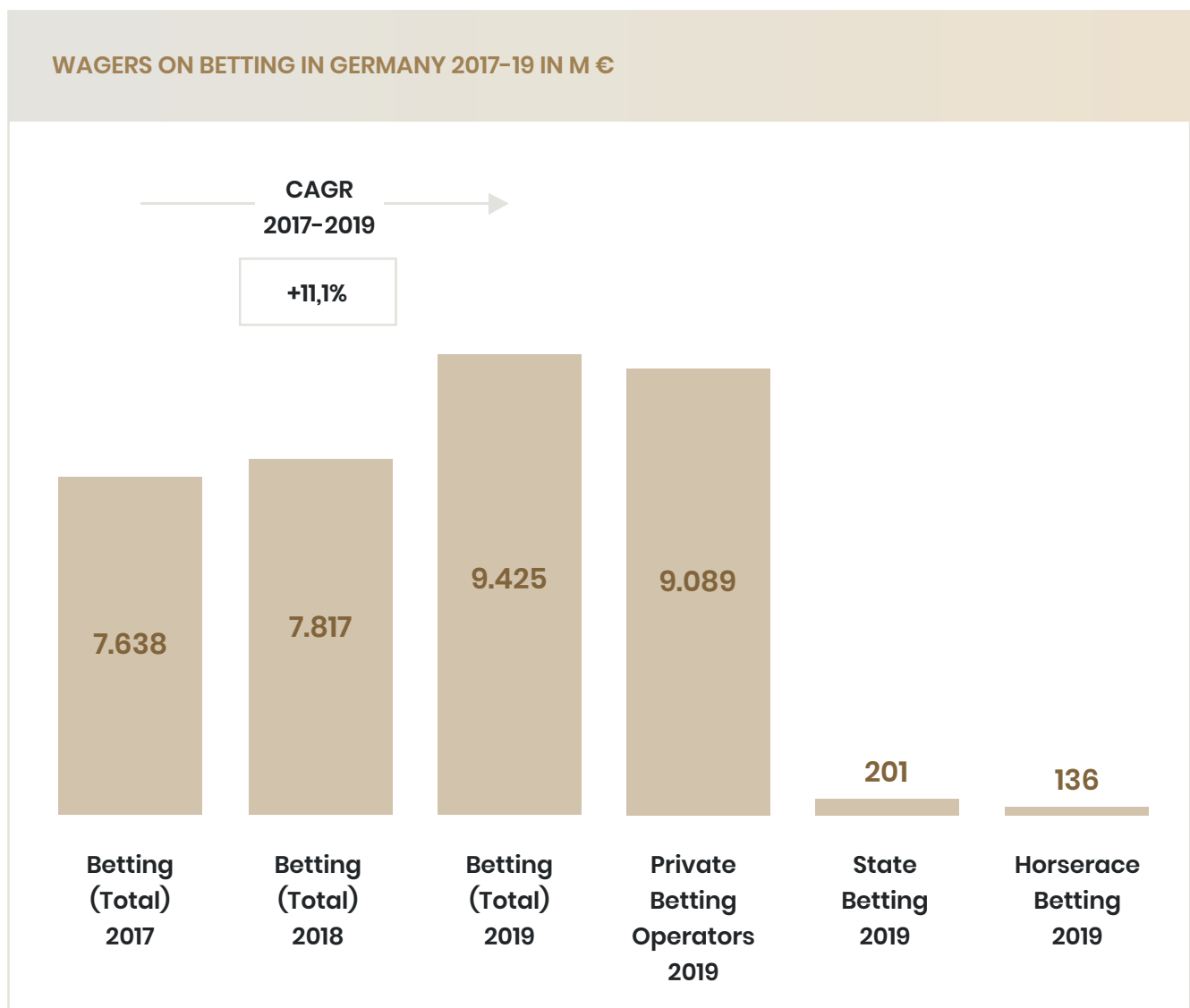
# Betting

Market Analysis 2019



# Wagers on Betting in Germany

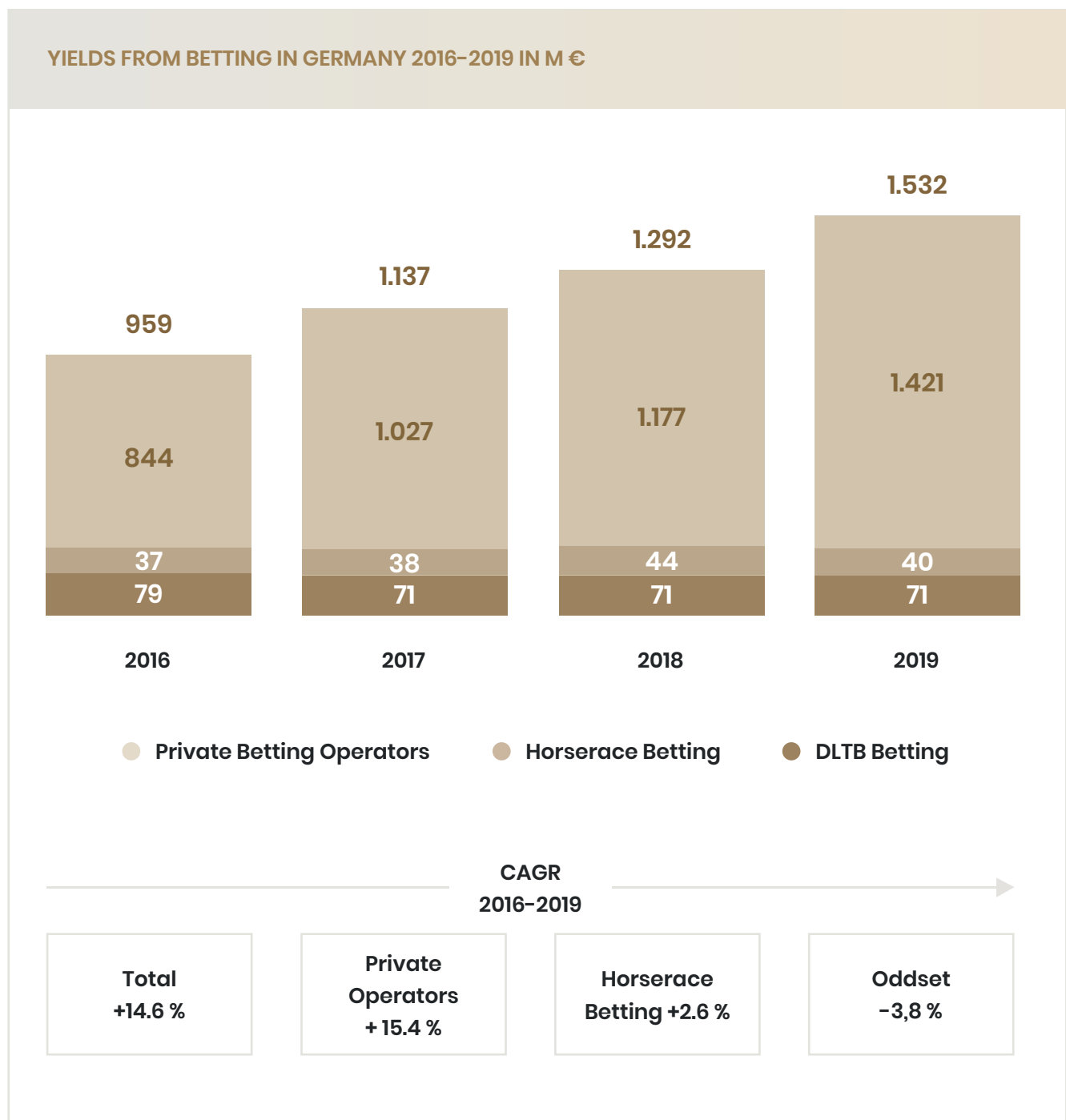
The dynamic growth within the betting sector continues. Over a period of two years (2017-19) the amount of money wagered by bettors grew by +23.4 % to 9.43 Bn €, which corresponds to an average growth of 11.1 % per year. In 2019 bettors wagered more than 9.43 Bn €. For the first time, about 9.09 Bn € were placed on bets offered by private betting operators, most of them being land-based betting shops (4.81 Bn €). The state betting operators (Oddset, Toto) are stagnating at about 200 M € since 2017.



# Yields from Betting

The yields from betting have increased significantly over the past three years. On average, in the past three years, the yield has grown by +14.6 % per year.

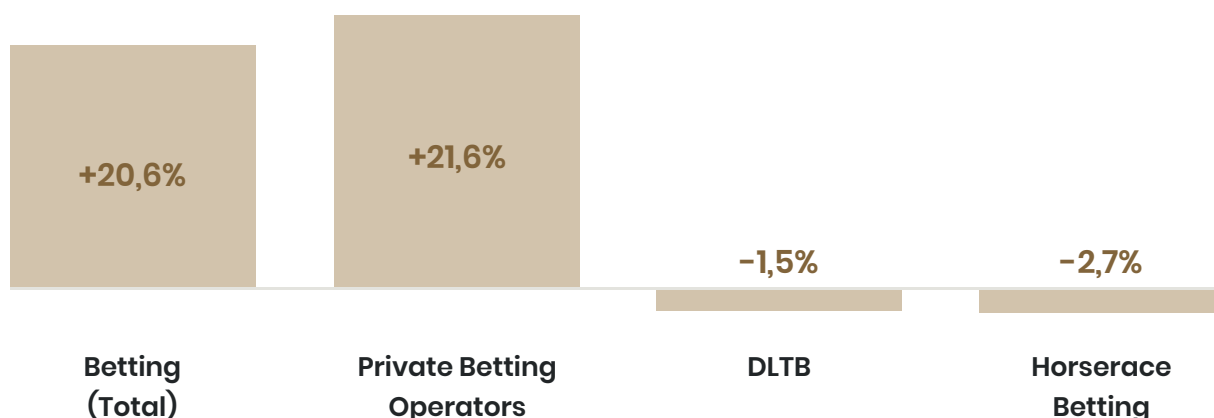
In 2017 the private betting operators for the first time ever generated more than one billion Euros in gross gambling yield. There has not yet been observed a decrease in growth dynamics throughout the betting market.



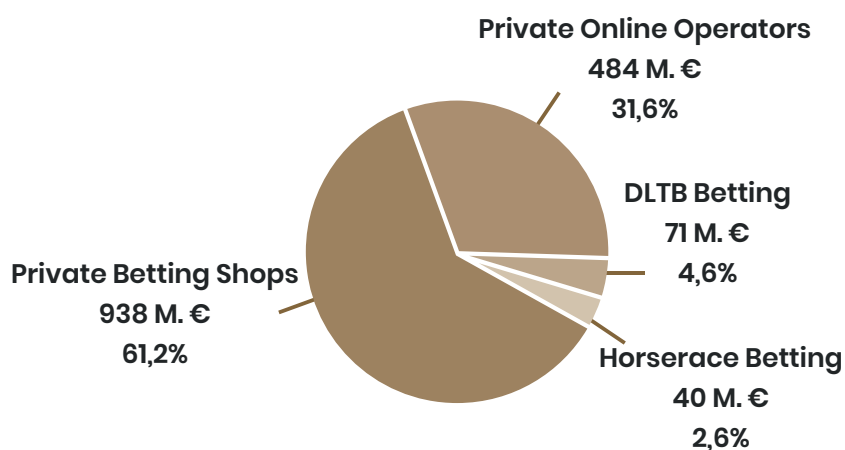
# Private Operators are dominating

Despite a record growth of yields from the gambling market (+20.6 % compared to the previous year 2018; +50.6 % over a three year period since 2016) not all betting operators can profit. The growth dynamic solely originates in the commercial sports betting products. The state operators (or operators regulated by the State) continue to lose market share against the commercial competitors. The market share of DLTB sports betting and horserace betting (Oddset, Toto) fell to 4.6 % of the total betting yields. Nonetheless the state regulated sports betting and horserace betting operators kept their gambling yield stable at around 110 M €.

GAMBLING YIELD GROWTH ON THE GERMAN BETTING MARKET 2018 TO 2019 IN %



MARKET SHARES ON THE GERMAN BETTING MARKET 2019 IN M €





# **Gambling Market Germany 2019–2024**

Prognosis about Market Trends

# The impact of Sars-Cov-2 on the german Gambling Market

In 2020 the pandemic has a significant impact on the usually stable gambling market. Against the factors that are holding back the market (closure of all land-based gambling, decreasing household income) there are also growth-promoting factors (increased internet usage, more daily free time, adapted marketing strategies). When this study was assembled (April/May 2020) the consequences of the SARS-CoV-2-pandemic began to show. Therefore, the prognosis about market trends until 2024 has been made in consideration of the development of the pandemic, in particular of the time period of maximum contact limitation between March and May 2020. Due to the high level of uncertainty, the prognosis is based on the following model assumptions: There won't be a second wave; contact limitations remain throughout the last two quarters 2020; continuous normalizing of social relationships; V-shaped recovery of the overall economy beginning in Q3 2020.

## 1. Lotteries

The pandemic did not affect the lottery sector in a negative way. Even during times of maximum contact limitation in March and April 2020 the wagers from lottery players did not decrease.

## 3. Slot Machines

Slot machines have been impacted massively by the contact limitations during the first two quarters 2020. With the second quarter practically missing completely the expected yield is easy to prognosticate. The overall yield 2020 will decrease by 20 – 25 % compared to the previous year.

## 2. Casinos

In the casino sector there was a big shift towards online games. While land-based casinos are expecting an overall loss of profit of 40 %, the casino sector as a whole will reach the same yields in 2020 as in the previous year.

## 4. Betting

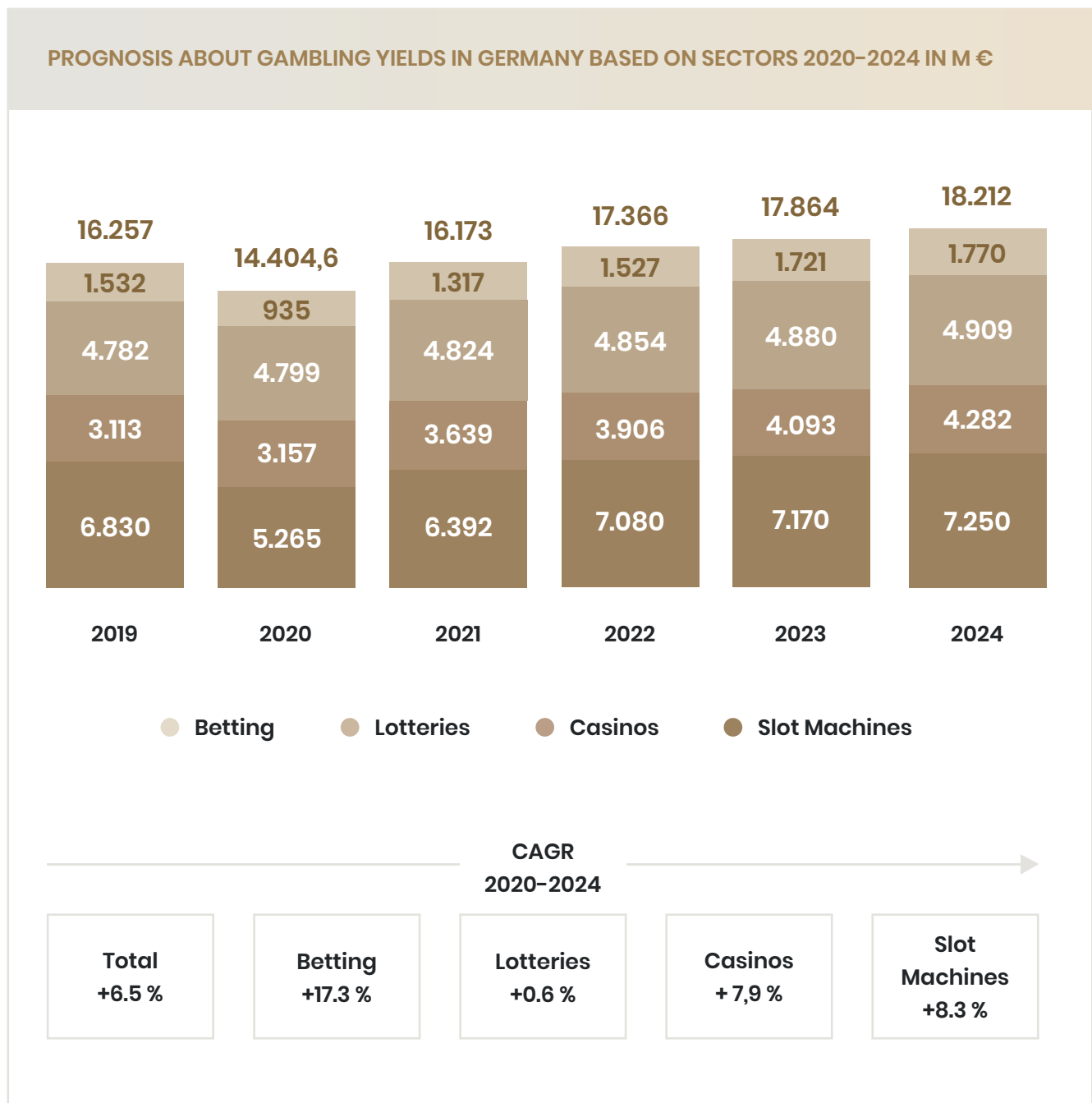
The betting market was a lot more affected by the lack of sport events than by any contact limitations. The remaining sport events have not been attractive enough for the masses of occasional bettors, so that the loss of profit could not be compensated by online betting.

# Prognosis about the Gambling Market 2024

Between 2020 and 2024 the yields from the German gambling market will grow by 4.06 Bn €.

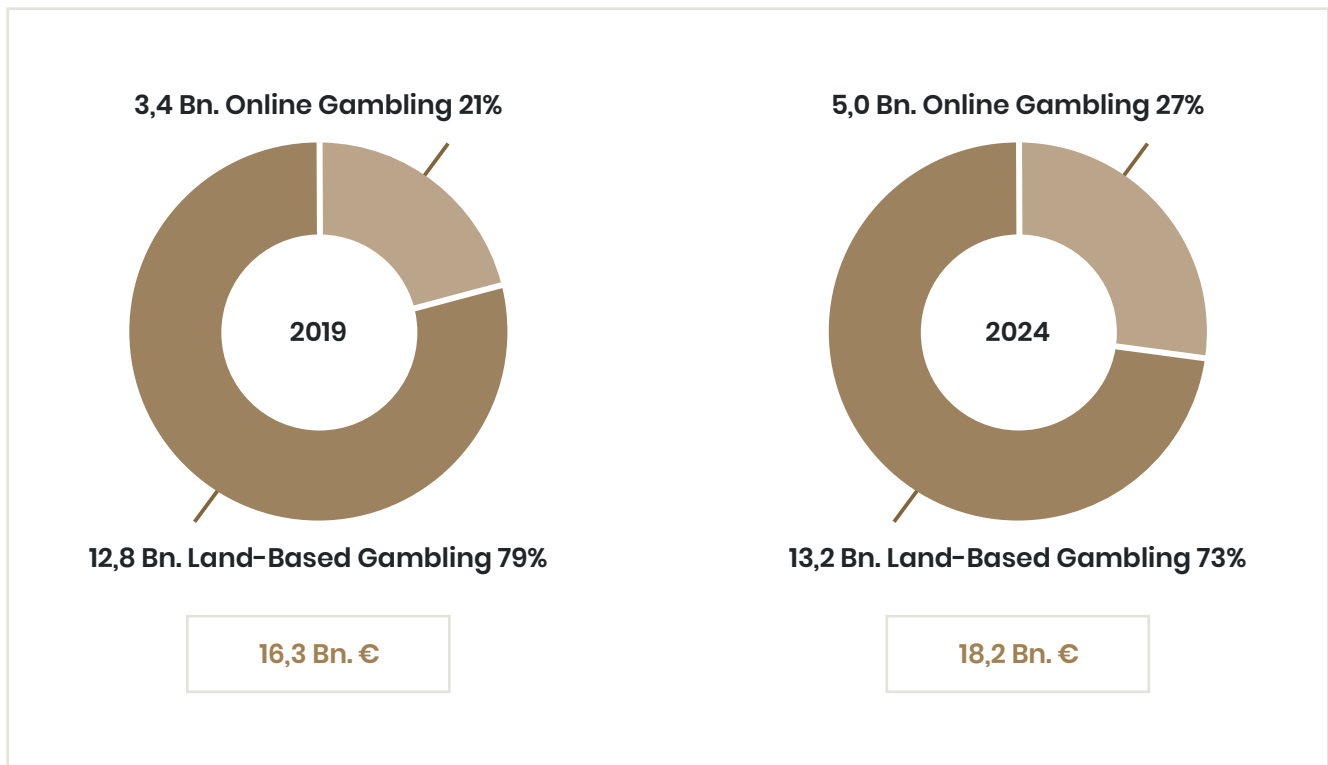
The gambling market therefore grows by +28.6 % to a total of 18.21 Bn € over a four-year period.

This corresponds to an average growth rate of +6.5 % per year. The strong growth is a direct consequence of the unusual decrease of yields during the SARS-CoV-2 pandemic 2020 (-12.9 % compared to 2019). Based on the model assumptions the negative consequences for the economy brought on by the pandemic will be balanced out from 2022 onwards. The market will then resume its growth, albeit with a decreased dynamic.





# Prognosis about the Gambling Market 2024



## 1. Lotteries

The lottery sector remains stable on a high level until 2024. The basis of this prognosis lies within the sales expectations of the DLTB, as well as in the changes made to the classic lottery. There will also be some growth within other lotteries and the online lottery sector.

## 3. Slot Machines

Slot machines are very much affected by the consequences of the pandemic. Nonetheless, the sector will recover quickly. The CAGR until 2024 will be 8.3 %. However, some risk remains because of an overall reduced number of slot machines as a consequence of insolvencies brought on by the pandemic.

## 2. Casinos

The casino sector will grow by 1 Bn €, the main reason for this being the regulation of online casinos from 2021 on. The land-based casinos will also continue their positive trend. The CAGR will grow by 7.9 % between the crisis year 2020 and the year 2024.

## 4. Betting

The pandemic has the most severe impact on the betting sector, not only because land-based operators had to temporarily close, but also because of a highly reduced amount of betting products. After overcoming the crisis year 2020 a significant growth can be expecting (CAGR of 17.3 % until 2024).



# Results of the User Surveys

Online Casino  
Focus on Online Slots

**TIME PERIOD** 1<sup>st</sup> – 29<sup>th</sup> February

**METHODOLOGY** Online surveys regarding user preferences about different types of online games

**SAMPLE** n=385 online casino users who played online slots within the last 12 months

# Types of Gambling in Online Casinos

The regulation of online casino games from July 2021 on concerns two different types of licences.

1. Nationwide licences for commercial operators of online slots and online poker.
2. Online casino licences for land-based operators for classic casino games like roulette, blackjack, craps etc.

The second type of licence will be defined and issued by the different states (Bundesländer) and presupposes a previously acquired licence for land-based gambling. Slot machines are dominating the online casino market: According to Goldmedia's estimations in 2019 90 % of revenue has been generated by slot machines, 4 % by Poker and 6 % by classic casino games.

**The following user survey focuses on online slots, because they are the most significant sector and the main object of nation-wide regulation.**

## Licences for casinos issued by the different regions

### ROULETTE

in all variations, both as an online application as well as with live dealers

### BLACKJACK

and Baccarat and other casino card games both as online applications as well as with live dealers

### CRAPS

and other dice games

## Nationwide licences for online gambling operators

### SLOT MACHINES

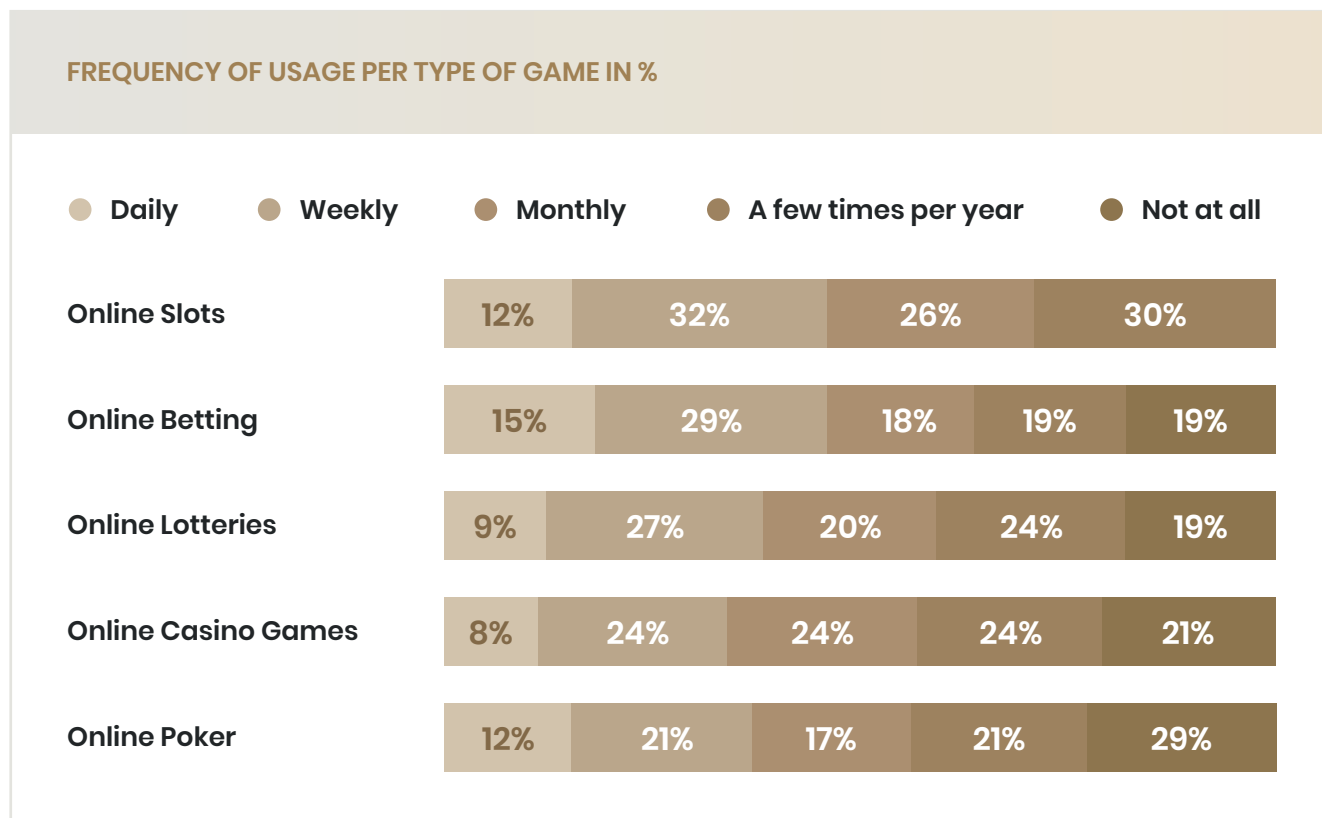
with the following restrictions: maximum time per spin of five seconds, maximum stake per game of 1 €, a monthly cross-operator deposit limit of 1.000 € ban on open jackpots, ban on autoplay-functions

### POKER

in all variations, both as an online application as well as with live dealers

# Frequency of Usage

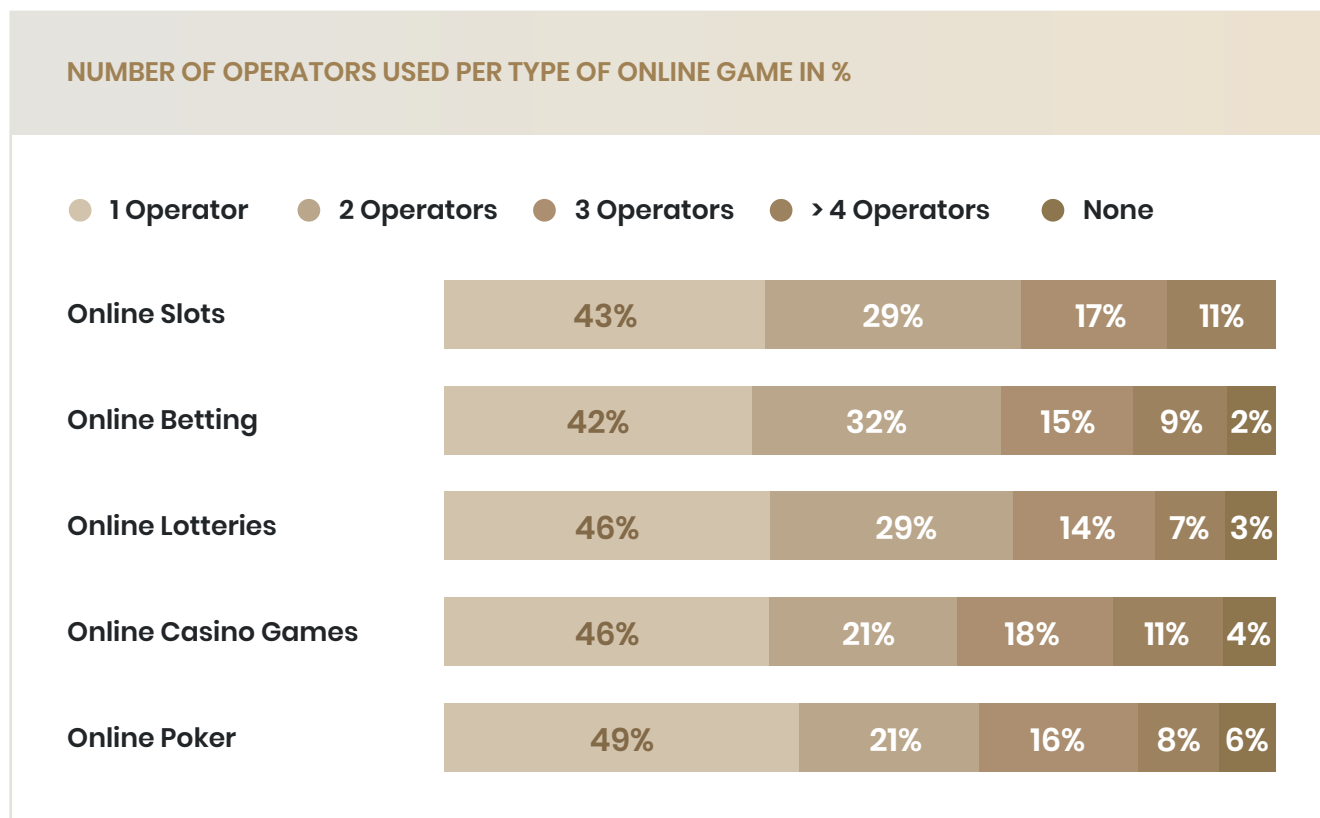
Online slot users also used other different online gambling and betting products with a similar frequency. 12 % of the online slot users asked were playing these daily, 8-12 % played other games like online lotteries, online casino games or online poker daily. 15 % said they were betting on sport events daily.



Source: Goldmedia Online Survey 2020, n=385 Online Slot Users.

Question: „How often do you usually use the internet for Betting and Gambling?“

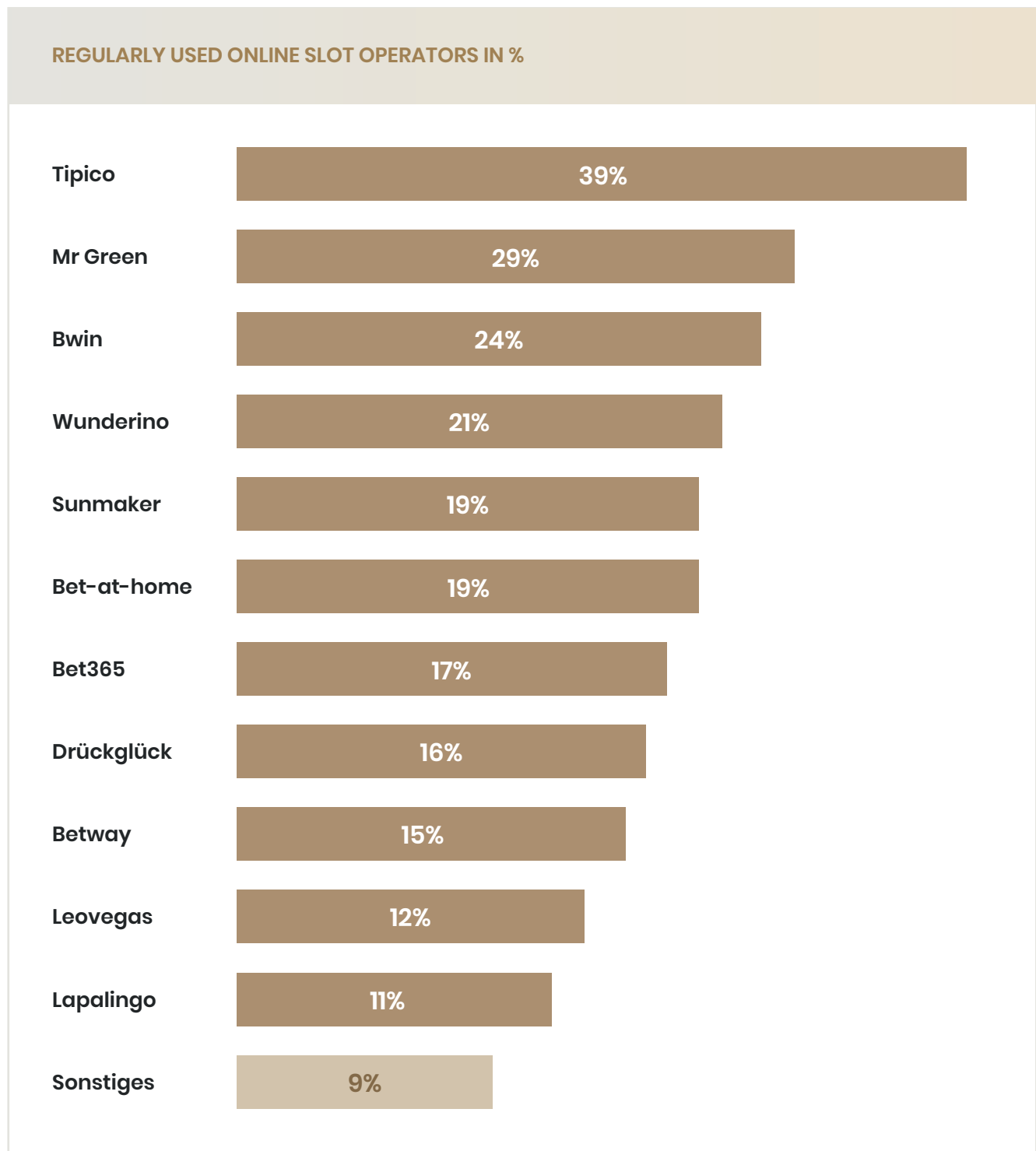
# Used Product Range



Roughly half of the online slot users asked were using only one operator for the respective type online game. Within the online slot segment 29 % used two operators and 17 % used three operators.

# Operator's Reach

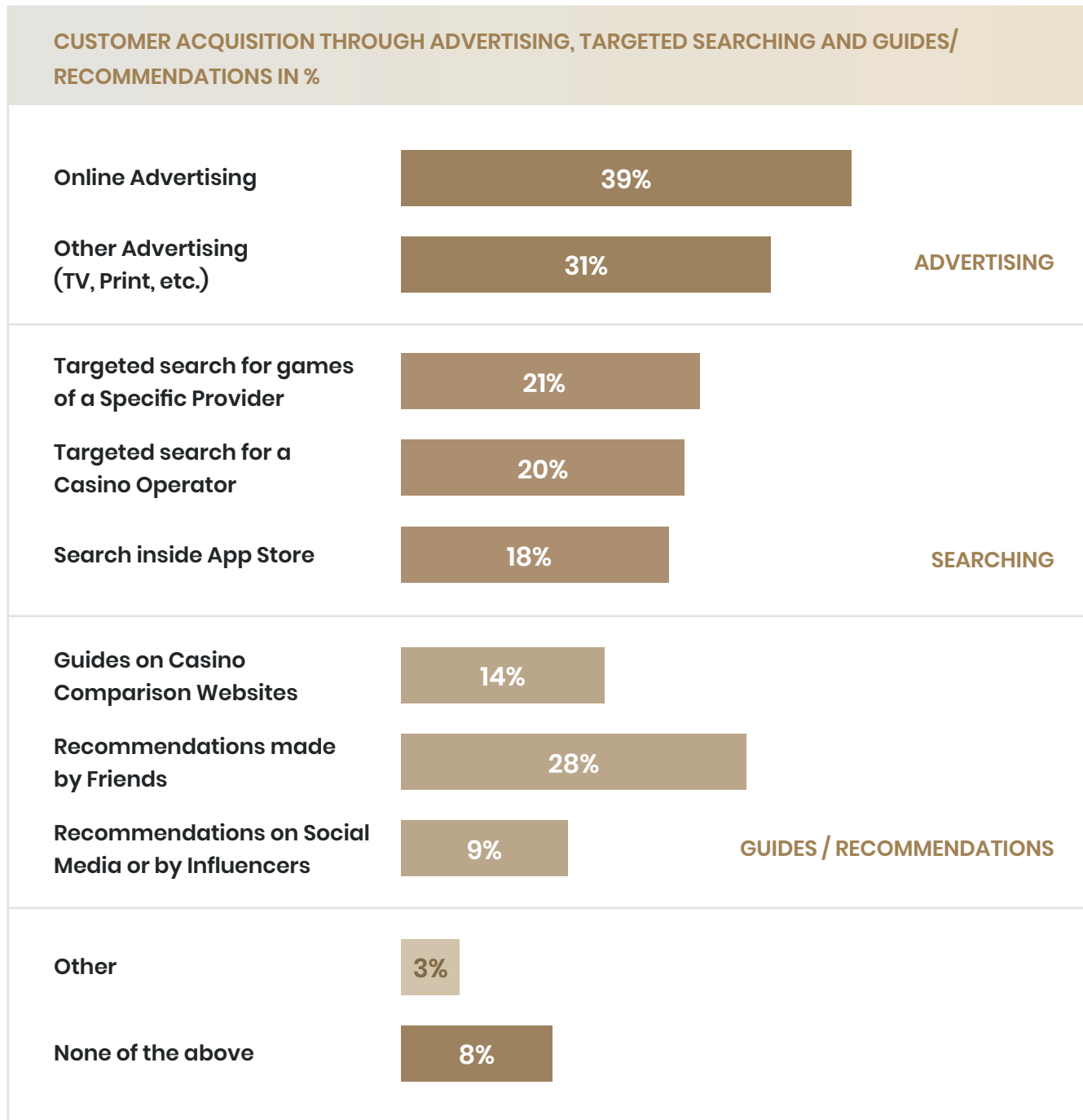
Tipico is by far the most used operator for online slots. 39 % of the users asked said to play there regularly. Other operators most frequently used are Mr. Green (29 %) and bwin (24 %).



Source: Goldmedia online survey 2020, n=385 online slot users. Question: „Which operators do you frequently use to play online slots?“ (Multiple choice)

# Customer Acquisition

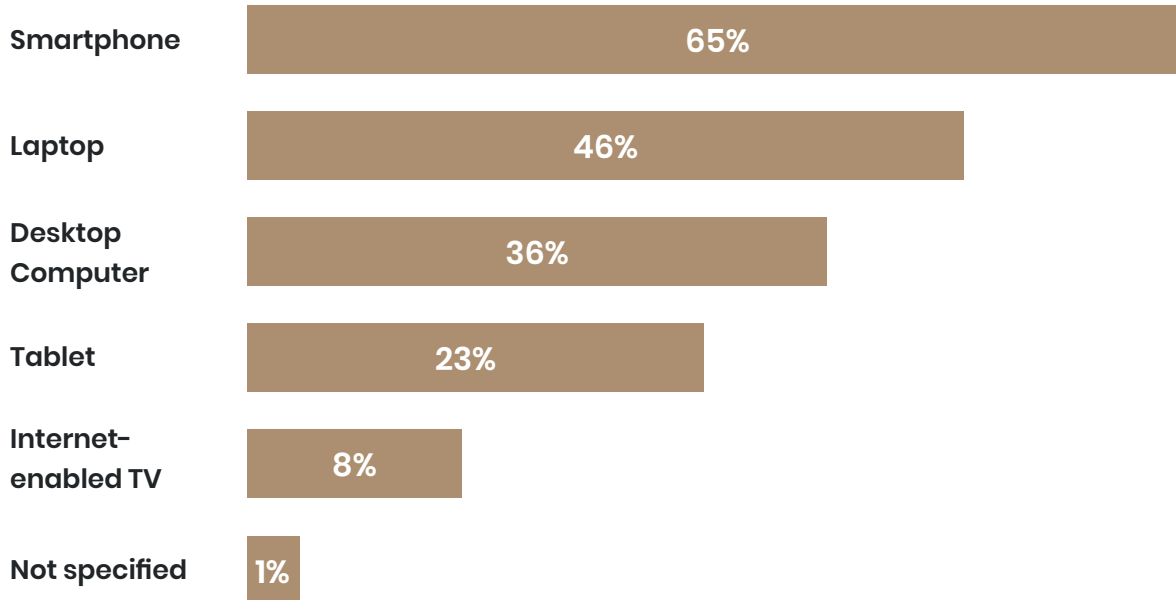
The attention of online slot users is primarily caught through direct advertising from online operators (39 % through online advertising, 31 % through other channels). With 28 % recommendations made by friends play a similarly important role in customer acquisition. Social media and influencer turn out to be Less important.



Source: Goldmedia online survey 2020, n=385 online slot users. Question: „What has drawn your attention to the online operators (websites, apps, etc.) you are currently using to play online slots?“ (Multiple choice)

# Devices Used

## DEVICES USED TO PLAY ONLINE SLOTS IN %



With 65 % smartphones have been used the most in order to play online slots. 46 % of the users asked are using a laptop and 36 % a classic desktop computer. With 23 % the usage of tablets is still fairly low, while already 8 % of users are playing online through an internet-enabled TV.



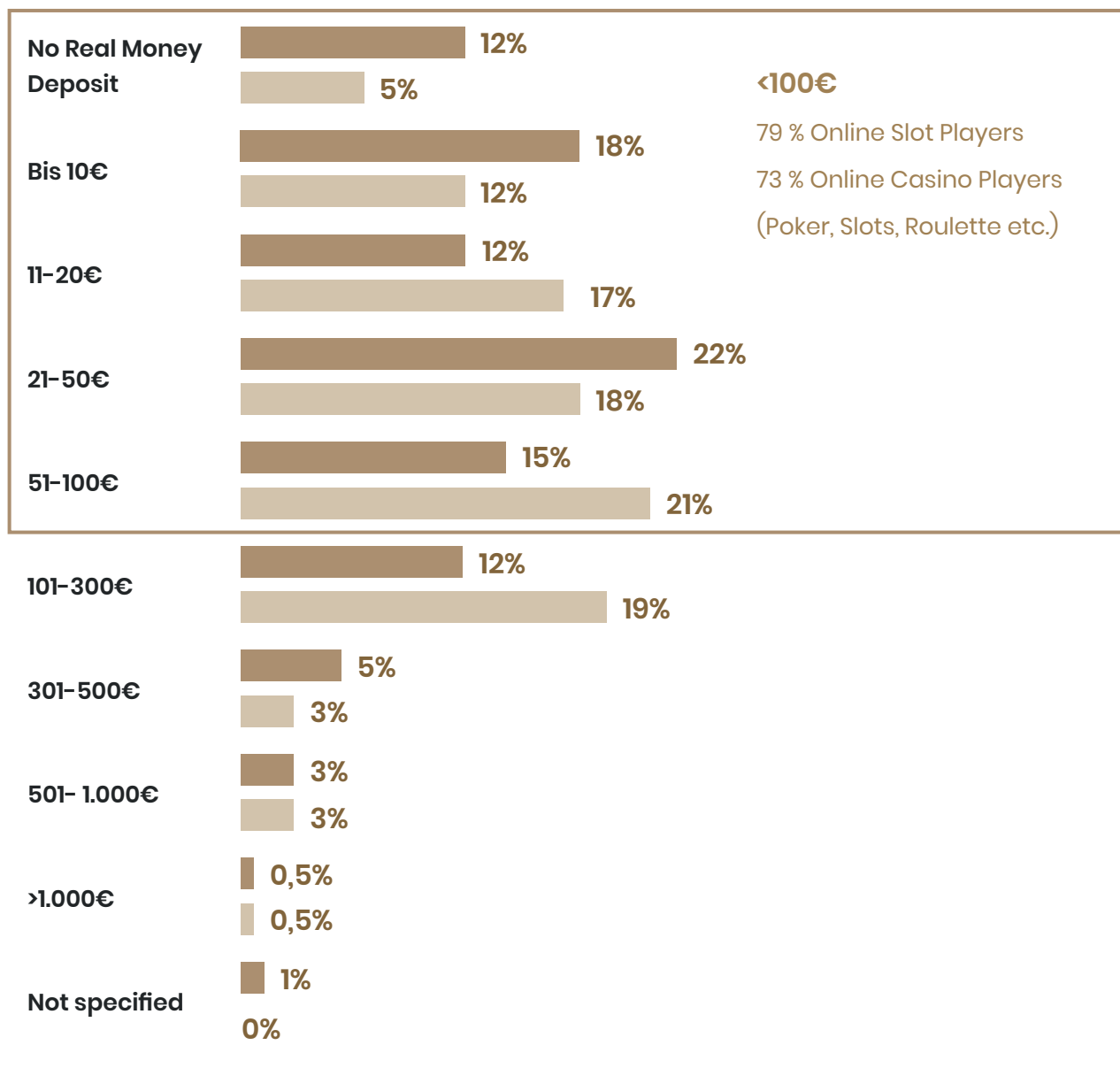
# Monthly Deposits

Almost 80 % of those users who only play online slot machines deposit less than 100 Euros per month. About 12 % of slot machine players play without depositing any money. Those who also play other online casino games deposit slightly more money. However, 57 % of their money deposited is still wagered on online slot machines.

## DISTRIBUTION OF DEPOSITS MADE BY SLOT PLAYERS AND ONLINE CASINO GAME

### PLAYERS IN %

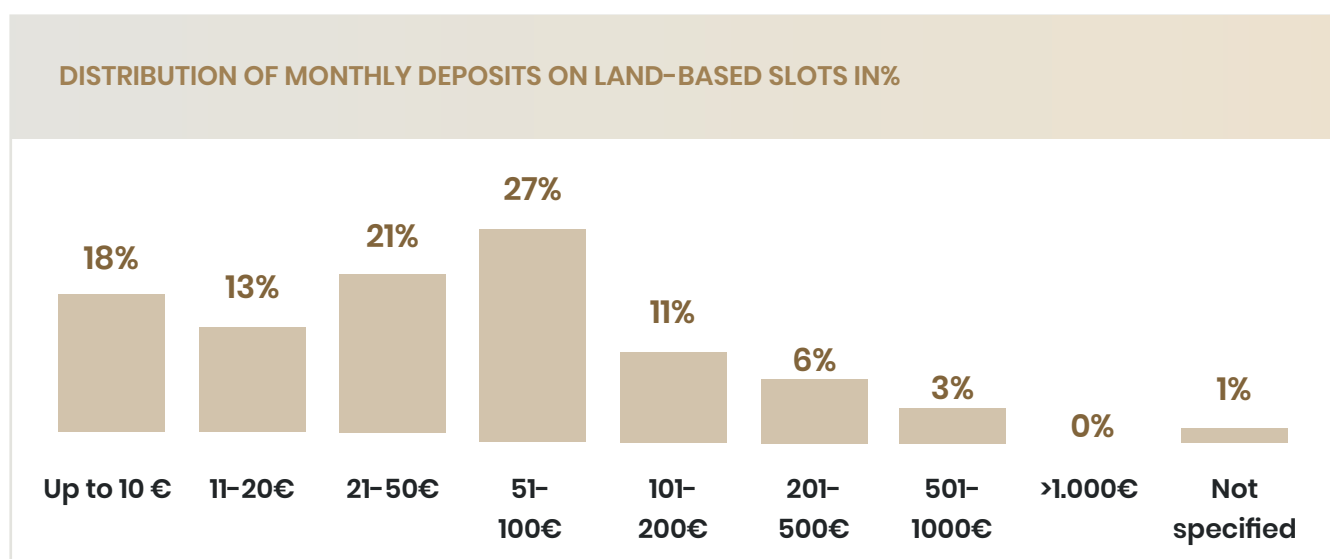
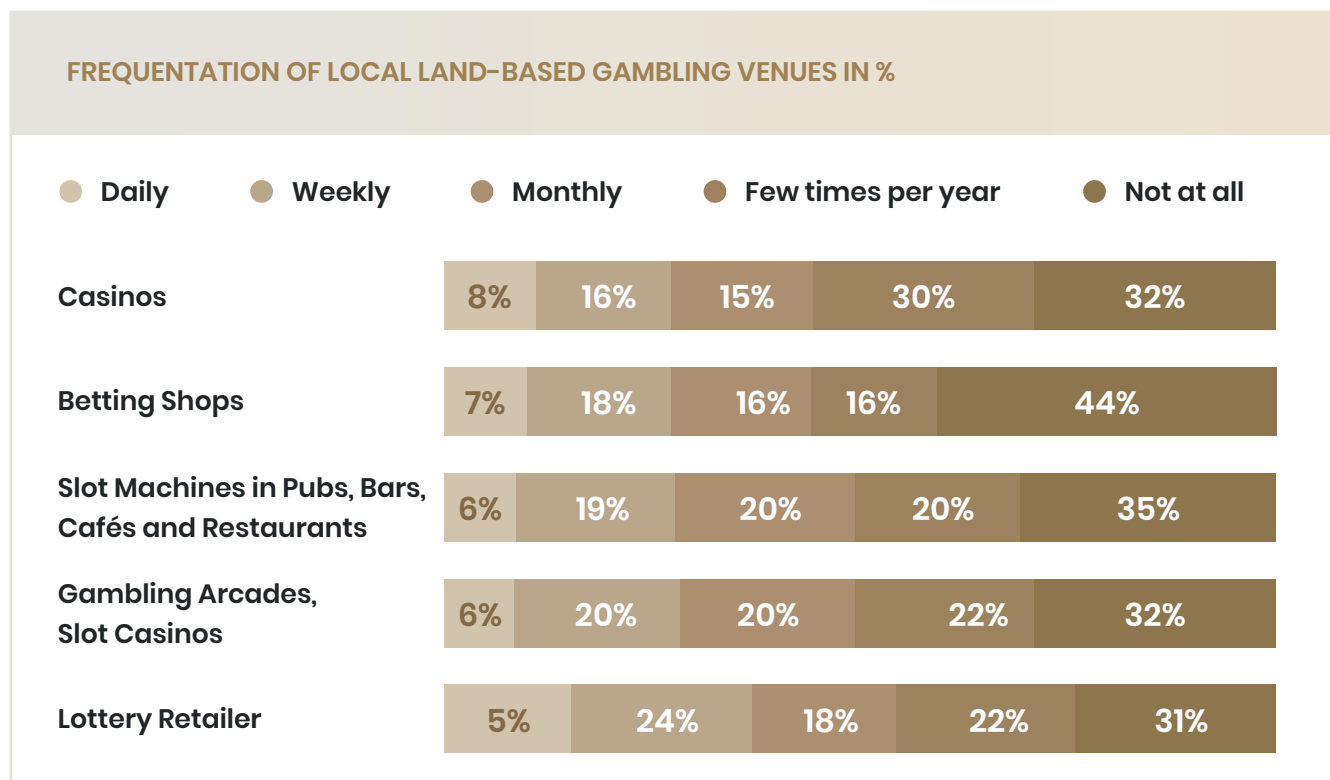
● Online Slot Players    ● Online Casino Players (Poker, Slots, Roulette, etc.)



Source: Goldmedia online survey 2020, n=385 online slot users. Question: „How much money on average do you deposit monthly in order to play online slots or online casino games (including online slots)?“

# Frequentation of local Land-Based Gambling Venues

Online slot users are regularly frequenting land-based gambling venues in order to place bets and gamble. About 5 – 8 % of the users asked are also going into casinos, gambling arcades/slot casinos or play slot machines in pubs and bars. The majority (79 %) of the users asked wagers less than 100 Euros monthly on land-based slot machines.



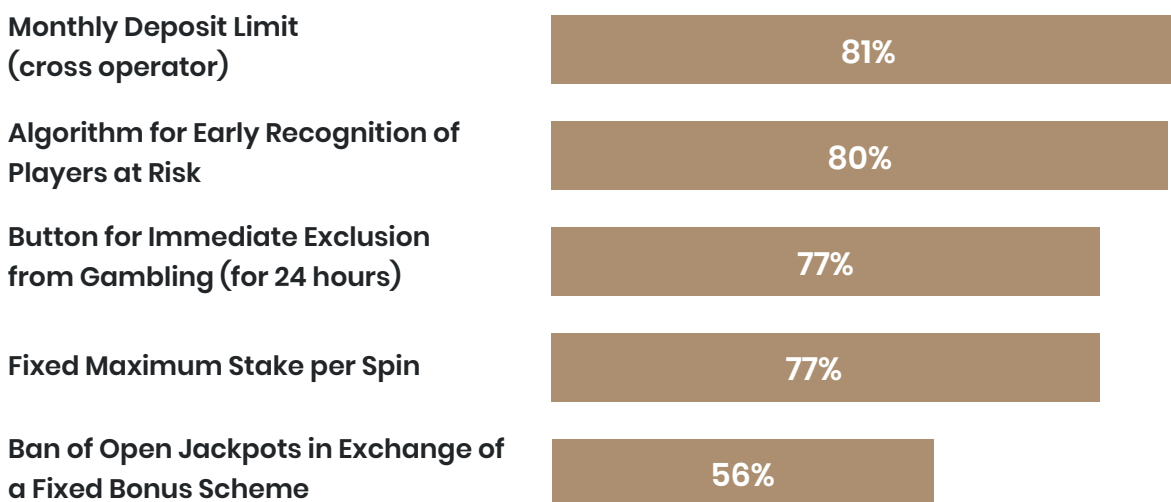
Source: Goldmedia online survey 2020, n=385 or in this case 250 online slot users.

Question: „Do you also frequent local gambling venues, in order to place bets or gamble? If so, how much money do you wager on land-based slot machines every month?“

# Player Protection Measures

The widely discussed player protection measures agreed upon by the government enjoy great popularity among online slot players. 77 – 81 % of players approve of the monthly deposit limit, the use of algorithms for early recognition of players at risk, the button for immediate exclusion from gambling and the maximum stake per spin. However, 57 % of players are not happy with the with the ban of open jackpots.

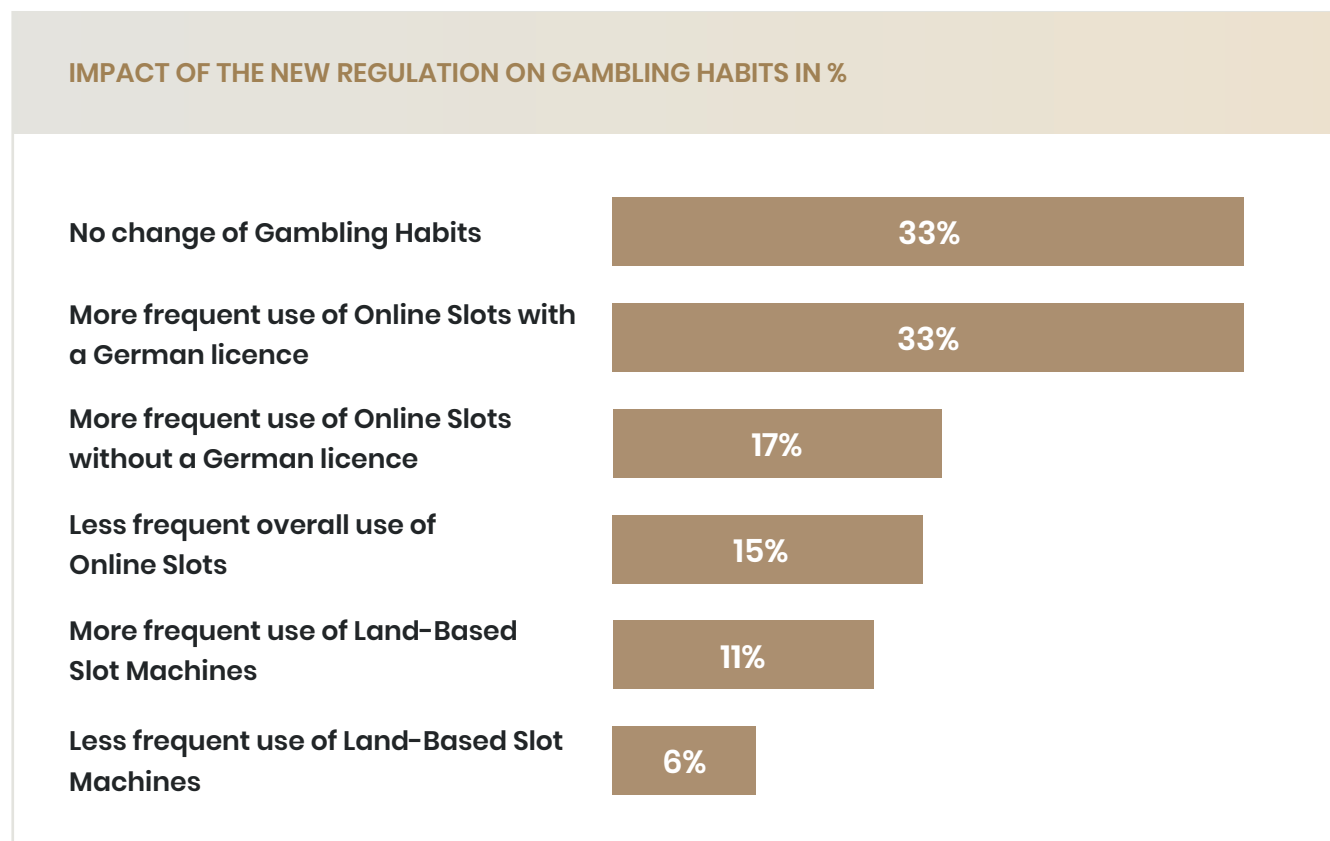
## ONLINE SLOT PLAYERS' APPROVAL OF PLAYER PROTECTION MEASURES IN %



Source: Goldmedia online survey 2020, n=385 online slot users. Question: „What do you think about the following player protection measures applied to online slots? (very important, rather important, rather unimportant, not important at all)“ (very important and rather important are joined in this graphic)

# Impact of the New Regulation on Gambling Habits

If given the choice, one third of the online slot users asked would play more often with operators licenced by German authorities, once the market is regulated. However, 17 % would still use operators without a German licence, for the reason of them putting up fewer limitations.



Source: Goldmedia online survey 2020, n=385 online slot users. Question: „Please consider the following rules about slot machines brought on by the new regulation: maximum stake of 1 €, monthly deposit limit of 1.000 €, no auto-play function, no open jackpots. Would your gambling habits change?“ (multiple choice)



# Impact of the new Online Casino regulations in Germany starting in 2021

Conjoint Analysis & Market simulation. Based on the new Gambling Law „Glückspiel-Neuregulierungs-Staatsvertrag“ (Glünevstv), effective from July 2021

**TIME PERIOD** 1<sup>st</sup> – 29<sup>th</sup> February 2020

**METHODOLOGY** Choice-Based Conjoint Analysis (CBC)

**SAMPLE** n=385 online slot users who played online slots within the past 12 months

# Explanation:

## Choice-Based Conjoint

The conjoint analysis allows service providers to find out which characteristics of an offer (e.g price, availability, quality, etc.), that only appear in conjunction with each other, influence a user's decision and in what way precisely they are contributing to the decision made. The offer is therefore a combination of certain characteristics that appear conjointly at the same time.

**The conjoint analysis shows the use value that each singular characteristic has for consumers and in how far they are important.** Therefore, the respective "value" or "use" of a singular characteristic of an offer and their significance for the eventual decision making can be determined, all in relation to the remaining offer characteristics.

**The advantage of a conjoint analysis is that the value is not determined through direct questioning but concluded from a situation of decision making that comes close to a real-life consumer decision.** The person asked has to repetitively decide between two offers, the characteristics of which are chosen at random.

After that there will be a calculation about the impact of the market entry of operators with new characteristics (eg. regulated online casinos) on the market share of an existing market. This calculation is based on the preferences about certain characteristics within a market simulation.

**EXAMPLE OF DECISION MAKING WITHIN THE USER SURVEY**

	Online Slot 1	Online Slot 2
<b>Licence</b>	<b>WITHOUT Licence</b>	<b>European licence</b> (e.g. Malta)
<b>Selection</b>	<b>Slot Casino Games</b> (by Merkur, Novomatic etc.)	<b>WITHOUT known games</b>
<b>Auto-Play</b>	<b>WITHOUT Auto-Play</b> (games start manually)	<b>Auto-Play</b> (games start continuously)
<b>Jackpots</b>	<b>WITHOUT Open Jackpots</b>	<b>Open Jackpots</b>
<b>Game length</b>	<b>6 Seconds</b>	<b>5 Seconds</b>
<b>Max. Bet</b>	<b>2 € per game</b>	<b>5 € per game</b>
<b>Deposit limit</b>	<b>500 € per month</b>	<b>3.000 € per month</b>
	<input type="text" value="CBC_Random 1"/> <input type="button" value="Select"/>	<input type="text" value="CBC_Random 1"/> <input type="button" value="Select"/>

**None of the above**

---

**I wouldn't choose any of the options.**

# Conjoint Analysis: Online Slots

The chosen characteristics used in the conjoint analysis were based on the draft of the new Interstate Treaty on Gambling (GlüNeuRegStV).\*

The characteristics of regulated operators in the German market (or with a German licence) are therefore the average length of five seconds per round, the maximum stake of one Euro per spin, a monthly cross-operator deposit limit of 1.000 Euros, as well as a ban on open jackpots and an auto-play function.

Additionally, the quality of the offer has been added as a characteristic, in order to determine if there is a preference for known vs. unknown slot machine games.

CHARACTERISTICS USED IN THE CONJOINT ANALYSIS	
CHARACTERISTIC	SPECIFICATION
Type of licence	<ol style="list-style-type: none"><li>1. WITH German licence*</li><li>2. WITH European licence</li><li>3. WITHOUT licence</li></ol>
Quality of offer	<ol style="list-style-type: none"><li>1. WITH slot casino games (created by Merkur, Novomatic, etc.).</li><li>2. WITH online games (created by Microgaming, NetEnt etc.).</li><li>3. WITHOUT known games</li></ol>
Auto-play function	<ol style="list-style-type: none"><li>1. WITH Auto-play (games start continuously)</li><li>2. WITHOUT Auto-play* (games have to be started manually)</li></ol>
Jackpots	<ol style="list-style-type: none"><li>1. WITH open jackpots</li><li>2. WITHOUT open jackpots*</li></ol>

\*Based on the draft published on 17th/18th January 2020

Source: Goldmedia online survey 2020, n=385 online slot users.



**Time per spin**

1. 1 second per spin
2. 2 seconds per spin
3. 3 seconds per spin
4. 4 seconds per spin
5. 5 seconds per spin
6. 6 seconds per spin

**Maximum  
stake per spin**

1. Max. stake of 1 € per spin\*
2. Max. stake of 2 € per spin
3. Max. stake of 3 € per spin
4. Max. stake of 4 € per spin
5. Max. stake of 5 € per spin
6. Max. stake of 6 € per spin
7. WITHOUT stake limit


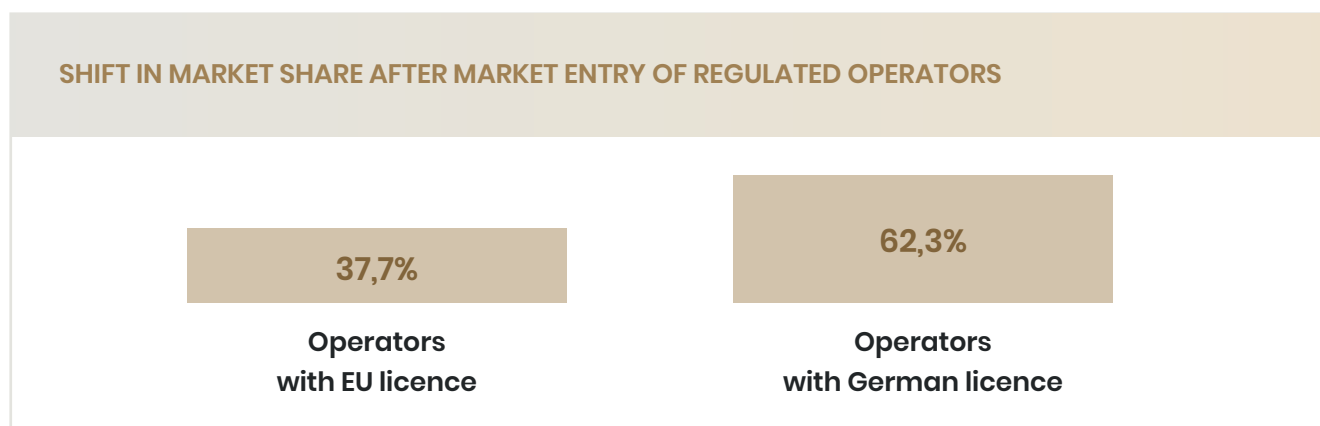
**Deposit limit**

1. WITH deposit limit: 500€ per month
2. WITH deposit limit: 1.000€ per month\*
3. WITH deposit limit: 1.500€ per month
4. WITH deposit limit: 2.000€ per month
5. WITH deposit limit: 2.500€ per month
6. WITH deposit limit: 3.000€ per month
7. WITHOUT fixed deposit limit

# Distribution of Preferences and Market Simulation

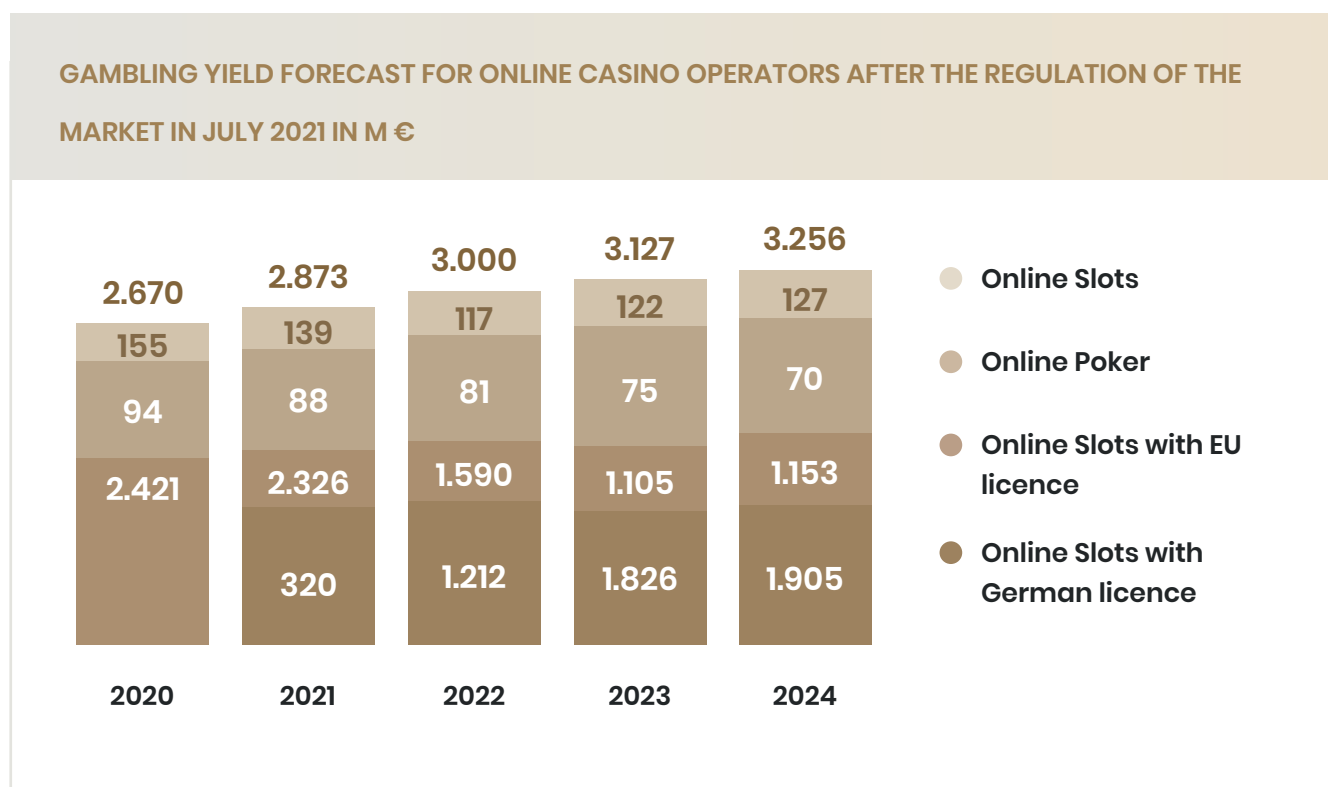
The conjoint analysis of online slot users brought to light that whether an operator has a licence is the most important key consideration when it comes to choosing. The factors auto-play function or time per spin on the other hand do not play a significant role. In a regulated market, operators with a German licence would reach a market share of up to 62.3 %. Based on user preferences, the remaining 37.7 % of market share would still be taken by operators with an EU licence (Malta, etc.)

The simulation was based on the assumption that both types of operators remain in competition with regards to their products and characteristics and that the characteristics listed on the left will still be the driving factors for a player's choice of operator. Other possible influential factors for the decision making, for example payment blocking or marketing, have not been considered.



# Earnings Forecast based on the Market Simulation

The results of the simulation of a market that includes operators who are licenced under the new Interstate Treaty on Gambling and who coexist with EU regulated operators, has on this page been combined with the market prognosis of the online casino market. According to the prognosis/simulation the gambling yield could reach 1 Bn € by 2022 once operators with a German licence are included. The gambling yield from operators licenced in Germany will grow to 1.9 Bn € in 2024. The gambling yield from operators licenced in an EU country will drop to 1.2 Bn € in the same time period. The simulation is based on user preferences for the typical characteristics of products and operators who are licenced both in Germany and EU countries. However, there might be other factors (payment blocking, geo-blocking, extended advertising, bonus offers for new or existing customers) that could play a role in a customer's decision making.



The simulation cannot only give insight in future yields but also into user habits. According to a gambling survey, conducted by the BZgA in 2017, 0.6 % of German adults between 18 and 70 play online casino games at least once a year. That corresponds to 330,000 online casino customers. **Out of those about 206,000 customers would choose an operator licenced in Germany.**

*\*The „dual frame approach“ chosen by the BZgA tends to underrepresent the use of online and mobile casino games. Therefore, those 206,000 customers would only be the lower limit.*

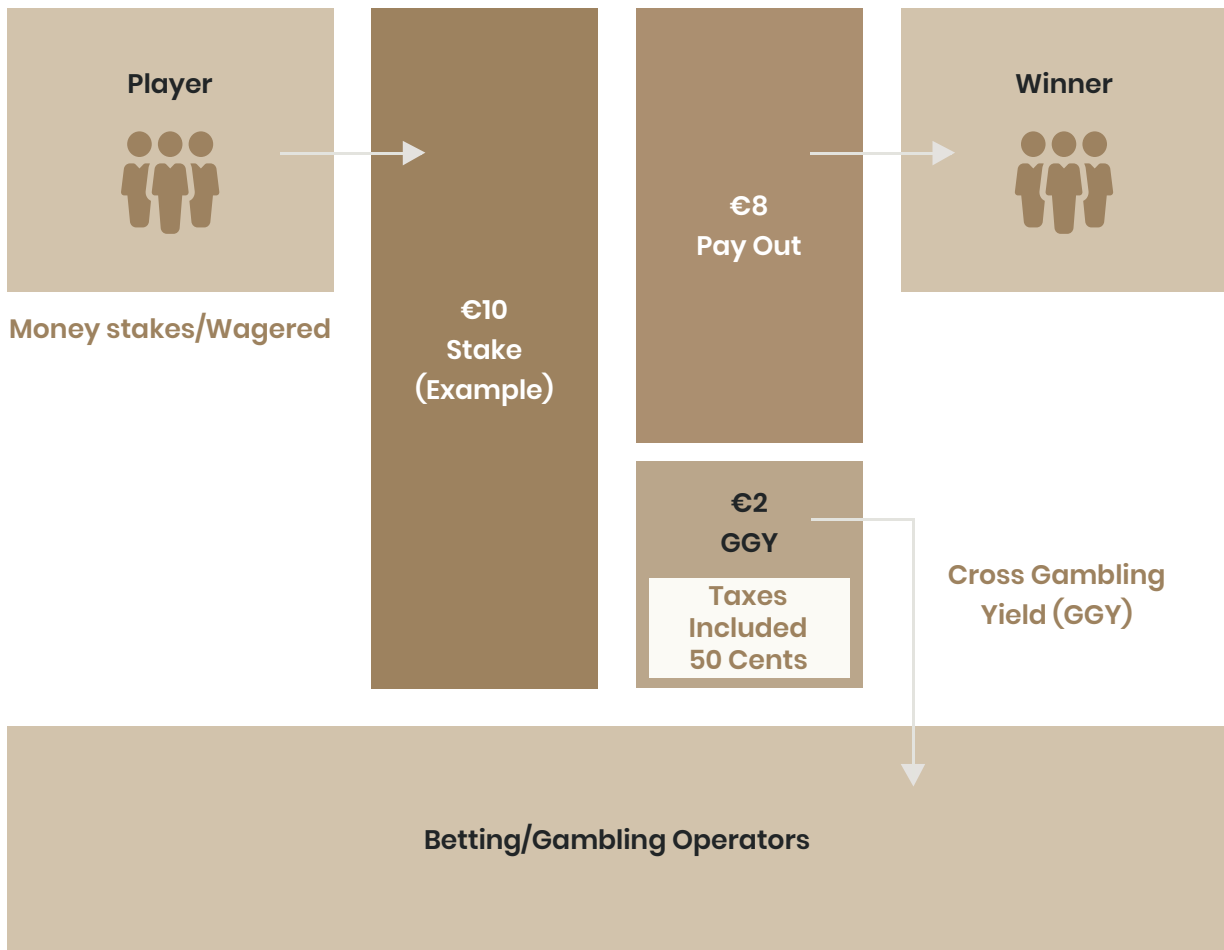


# Gambling market Germany 2020

APPENDIX

# Terminology of the Most Important Characteristics

## NUMBERS FROM THE GERMAN GAMBLING MARKET



# General Information

- All content of this document has been researched and designed to the best of our knowledge. The editor does not take responsibility for any errors or misprints.
- The editor does not take responsibility or liability for any act or omission that is carried out based on the content or recommendations published in this study.
- The use of operator names, trade names, brands, descriptions of goods etc. within this study does not suggest, even where not specified, that such names are to be considered free for use for everyone in accordance with the German trademark law.
- All brands and trademarks named within this study that might be protected by a third party, are subject to the trademark law and to the right of ownership of the respective official owners.
- **Information on gender neutrality:** for reasons of easier legibility this study has refrained from the simultaneous use of male, female or other gender indicators. Therefore, all words that indicate one gender include all genders. This does not imply any discrimination against any gender but serves solely to facilitate language and shall therefore be considered gender neutral.

## About Goldmedia

Goldmedia works in the due diligence sector within the European betting and gambling market.

Apart from our regular market studies Goldmedia offers individual business intelligence services for the betting and gambling market.



## About CasinoOnline.de

CasinoOnline.de provides guides and critical reviews about online casinos and land-based casinos on its website. CasinoOnline.de has great expertise and long-term experience within the gambling sector, in order to provide readers with important and well-researched information.

# Image Sources

**Title page** - <https://unsplash.com/photos/9SewS6lowEU>

**Page 4** - [https://unsplash.com/photos/9DSUwm1\\_N8k](https://unsplash.com/photos/9DSUwm1_N8k)

**Page 5** - [https://unsplash.com/photos/\\_UeY8aTI6d0](https://unsplash.com/photos/_UeY8aTI6d0)

**Page 6** - <https://unsplash.com/photos/iJoXOM4J9fE>

**Page 11** - <https://unsplash.com/photos/RSsqjpez6o>

**Page 15** - <https://unsplash.com/photos/VTLcvV6UVaI>

**Page 17** - <https://unsplash.com/photos/NYpOI-PJDkM>

**Page 19** - <https://unsplash.com/photos/t5nQe65iIAQ>

**Page 23** - [https://unsplash.com/photos/DYM\\_vBsosVA](https://unsplash.com/photos/DYM_vBsosVA)

**Page 27** - <https://unsplash.com/photos/a6N685qLsHQ>

**Page 38** - <https://pixabay.com/photos/roulette-casino-black-red-dealer-1264078/>

**Page 45** - <https://pixabay.com/ru/photos/покер-articulosdepoker-чемодан-покер-3825828/>

**Page 50** - <https://pxhere.com/ru/photo/915542>



GOLDMEDIA

# Gambling market Germany 2020

FURTHER INFORMATION ON THE GERMAN GAMBLING MARKET CAN BE FOUND ON [GOLDMEDIA.COM](http://GOLDMEDIA.COM).

WE WANT TO THANK OUR COOPERATION PARTNER [CASINOONLINE.DE](http://CASINOONLINE.DE) FOR THEIR SUPPORT!



Goldmedia GmbH Strategy Consulting  
[info@Goldmedia.de](mailto:info@Goldmedia.de) | [www.Goldmedia.com](http://www.Goldmedia.com)

Oranienburger Str. 27 10117 Berlin  
Tel: +49 30 246 266 0 | Fax: +49 30 246 266 66

Commissioned by:

